

PROGRAMME OUTCOME ATTAINMENT ANALYSIS (POAA)

WOMEN'S COLLEGE, TINSUKIA

BATCH: 2020-2023

1. Introduction:

Program Outcome Attainment Analysis (POAA) is a systematic means of analyzing the level of attainment of the stated outcome of a program that is being offered by a department in an academic institution. Normally the POAA is done under specific categories that can provide a good insight into the academic performance of a department and assess and evaluate the department as a successful provider of a University approved curriculum/ program.

Women's College, Tinsukia, an affiliated college under the Dibrugarh University is an undergraduate institution offering Honours Programmes in Arts and Commerce. Every department of the college offering specific program has its own stated **Program Outcome**, which is uploaded at the college website at the beginning of every academic session. At the end of every session, after the declaration of the results by the University, the departments prepare their respective POAA and submit to the IQAC. On receipt of POAAs from all departments, the IQAC prepares the overall POAA for the batch using the data received from the departments and from the Database of the college. The Overall POAA, on approval from the college authority, is then uploaded in the college website.

Specific heads under which the POAA is done are –

- **Enrolment pattern**
- **Dropout %**
- **Passed %**
- **Percentage of quality graduate (1st class)**
- **Progression %**
- **Employability.**


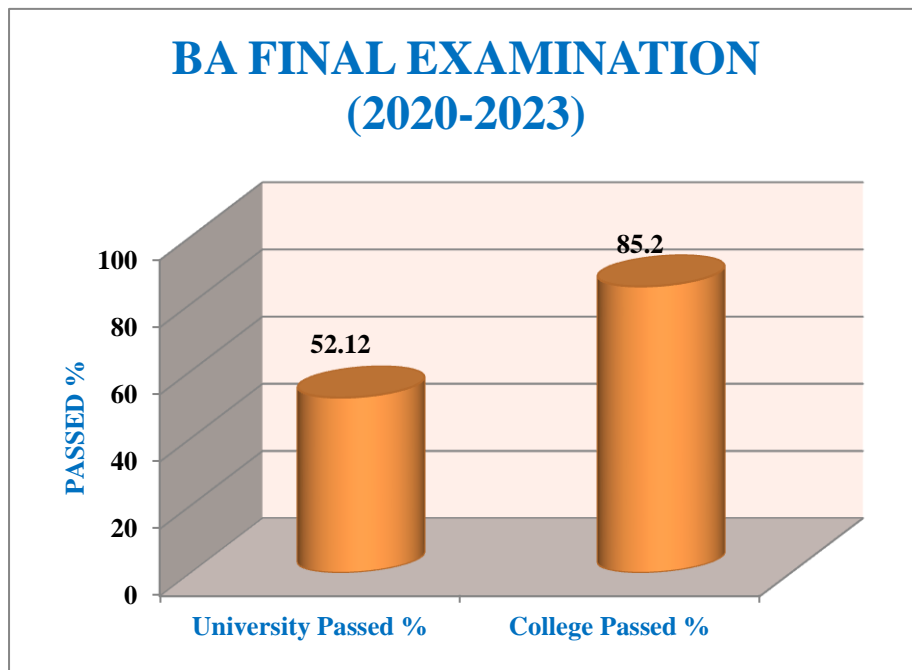
PROGRAMME OUTCOME ATTAINMENT ANALYSIS (POAA)
WOMEN'S COLLEGE, TINSUKIA
BATCH: 2020-2023

2. Programs on Offer:

Program	Department	University Affiliation	Affiliation Status
BA(Assamese)	Assamese	Dibrugarh University	Temporary
BA(Bengali)	Bengali	Dibrugarh University	Temporary
PGDCA & DCA	Computer Science	Dibrugarh University	Temporary
B Com (Accounting and Finance)	Commerce	Dibrugarh University	Temporary
B Com(Banking and Insurance)	Commerce	Dibrugarh University	Temporary
B Com(Marketing)	Commerce	Dibrugarh University	Temporary
B A(Economics)	Economics	Dibrugarh University	Temporary
B A(Education)	Education	Dibrugarh University	Temporary
B A(English)	English	Dibrugarh University	Temporary
B A(Hindi)	Hindi	Dibrugarh University	Temporary
B A (Mathematics)	Mathematics	Dibrugarh University	Temporary
B A (Philosophy)	Philosophy	Dibrugarh University	Temporary
B A (Political Science)	Political Science	Dibrugarh University	Temporary
B A (Sanskrit)	Sanskrit	Dibrugarh University	Temporary

PROGRAMME OUTCOME ATTAINMENT ANALYSIS (POAA)
WOMEN'S COLLEGE, TINSUKIA
BATCH: 2020-2023

3. **Comparative Result Analysis: the overall Passed % of the college versus average passed % of the University:**



4. Data received from the departments in connection with their POAA:

[illegible]

PROGRAMME OUTCOME ATTAINMENT ANALYSIS (POAA)
WOMEN'S COLLEGE, TINSUKIA
BATCH: 2020-2023

Department: Commerce																
No. of students admitted	No. of students appeared	No. of students dropout	Dropout %	No. of students passed	passed %	No of 1 st Class	First class %	Progression				Placement				Remarks
								No. of students joined in PG (Vertical Progression)	No. of students Joined in other courses (Horizontal Progression)	Total Progression	% of Progression	Government	Private/ Self Employment	Total Placement	% of Placement	
43	35	08	18.61	27	77.15	27	100	09	02	11	40.75	01	06	07	25.93	NA

Department: Economics																
No. of students admitted	No. of students appeared	No. of students dropout	Dropout %	No. of students passed	passed %	No of 1 st Class	First class %	Progression				Placement				Remarks
								No. of students joined in PG (Vertical Progression)	No. of students Joined in other courses (Horizontal Progression)	Total Progression	% of Progression	Government	Private/ Self Employment	Total Placement	% of Placement	
22	21	01	04.55	10	47.62	10	100	02	00	02	20	01	00	01	10	NA

PROGRAMME OUTCOME ATTAINMENT ANALYSIS (POAA)
WOMEN'S COLLEGE, TINSUKIA
BATCH: 2020-2023

Department: Education																
No. of students admitted	No. of students appeared	No. of students dropout	Dropout %	No. of students passed	passed %	No of 1 st Class	First class %	Progression				Placement				Remarks
								No. of students joined in PG (Vertical Progression)	No. of students Joined in other courses (Horizontal Progression)	Total Progression	% of Progression	Government	Private/ Self Employment	Total Placement	% of Placement	
30	29	01	03.34	22	75.87	22	100	03	00	03	13.64	00	07	07	31.82	NA

Department: English																
No. of students admitted	No. of students appeared	No. of students dropout	Dropout %	No. of students passed	passed %	No of 1 st Class	First class %	Progression				Placement				Remarks
								No. of students joined in PG (Vertical Progression)	No. of students Joined in other courses (Horizontal Progression)	Total Progression	% of Progression	Government	Private/ Self Employment	Total Placement	% of Placement	
45	45	00	00	40	88.89	40	100	18	01	19	47.50	03	00	03	07.50	NA

PROGRAMME OUTCOME ATTAINMENT ANALYSIS (POAA)
WOMEN'S COLLEGE, TINSUKIA
BATCH: 2020-2023

Department: Hindi																
No. of students admitted	No. of students appeared	No. of students dropout	Dropout %	No. of students passed	passed %	No of 1 st Class	First class %	Progression				Placement				Remarks
								No. of students joined in PG (Vertical Progression)	No. of students Joined in other courses (Horizontal Progression)	Total Progression	% of Progression	Government	Private/ Self Employment	Total Placement	% of Placement	
07	06	01	14.29	04	66.67	03	75	01	01	02	50	00	00	00	00	NA

Department: Mathematics																
No. of students admitted	No. of students appeared	No. of students dropout	Dropout %	No. of students passed	passed %	No of 1 st Class	First class %	Progression				Placement				Remarks
								No. of students joined in PG (Vertical Progression)	No. of students Joined in other courses (Horizontal Progression)	Total Progression	% of Progression	Government	Private/ Self Employment	Total Placement	% of Placement	
01	01	00	00	01	100	01	100	01	00	01	100	00	00	00	00	NA

PROGRAMME OUTCOME ATTAINMENT ANALYSIS (POAA)
WOMEN'S COLLEGE, TINSUKIA
BATCH: 2020-2023

Department: Philosophy																
No. of students admitted	No. of students appeared	No. of students dropout	Dropout %	No. of students passed	passed %	No of 1 st Class	First class %	Progression				Placement				Remarks
								No. of students joined in PG (Vertical Progression)	No. of students Joined in other courses (Horizontal Progression)	Total Progression	% of Progression	Government	Private/ Self Employment	Total Placement	% of Placement	
16	16	00	00	14	87.50	14	100	04	01	05	35.72	03	01	04	28.58	NA

Department: Political Science																
No. of students admitted	No. of students appeared	No. of students dropout	Dropout %	No. of students passed	passed %	No of 1 st Class	First class %	Progression				Placement				Remarks
								No. of students joined in PG (Vertical Progression)	No. of students Joined in other courses (Horizontal Progression)	Total Progression	% of Progression	Government	Private/ Self Employment	Total Placement	% of Placement	
44	44	00	00	43	97.73	43	100	10	08	18	41.87	05	02	07	16.28	NA

PROGRAMME OUTCOME ATTAINMENT ANALYSIS (POAA)
WOMEN'S COLLEGE, TINSUKIA
BATCH: 2020-2023

Department: Sanskrit																
No. of students admitted	No. of students appeared	No. of students dropout	Dropout %	No. of students passed	passed %	No of 1 st Class	First class %	Progression				Placement				Remarks
								No. of students joined in PG (Vertical Progression)	No. of students Joined in other courses (Horizontal Progression)	Total Progression	% of Progression	Government	Private/ Self Employment	Total Placement	% of Placement	
01	01	00	00	01	100	01	100	01	00	01	100	00	00	00	00	NA

PROGRAMME OUTCOME ATTAINMENT ANALYSIS (POAA)
WOMEN'S COLLEGE, TINSUKIA
BATCH: 2020-2023

5. Graphical representation::POAA:

Fig. 01: Department-wise Dropout Percentage

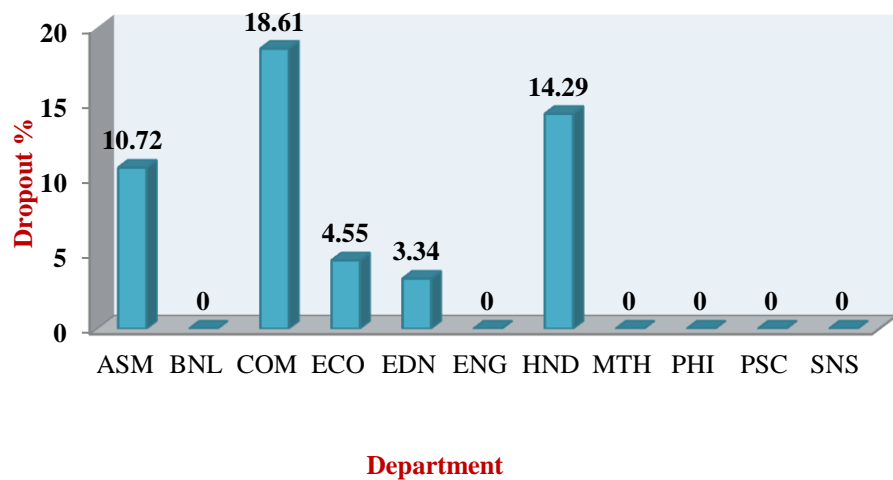
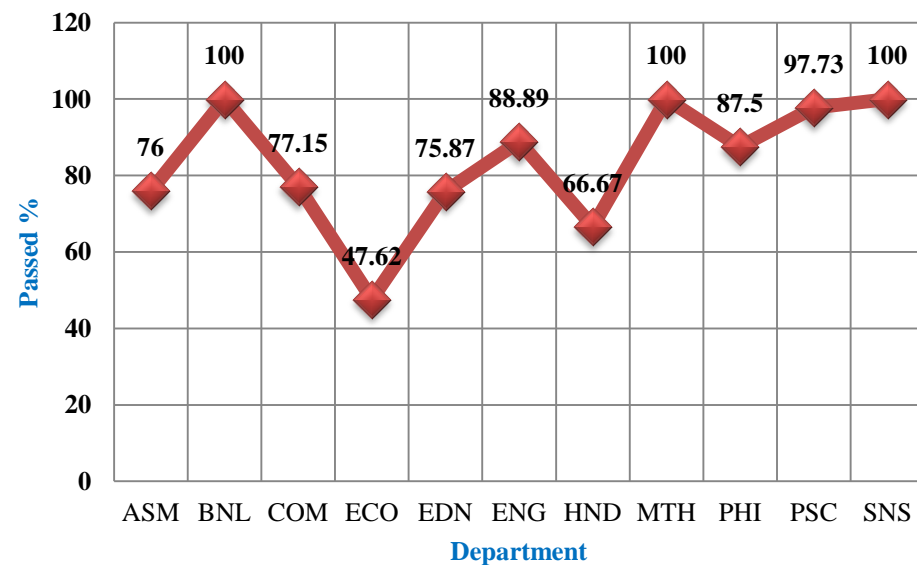


Fig. 02: Department-wise Passed Percentage



PROGRAMME OUTCOME ATTAINMENT ANALYSIS (POAA)

WOMEN'S COLLEGE, TINSUKIA

BATCH: 2020-2023

Fig. 03: Department-wise 1st Class Percentage

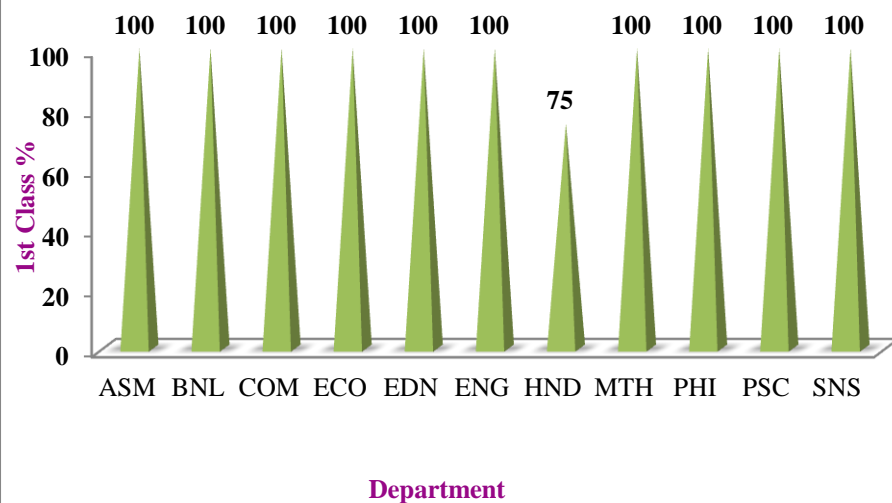
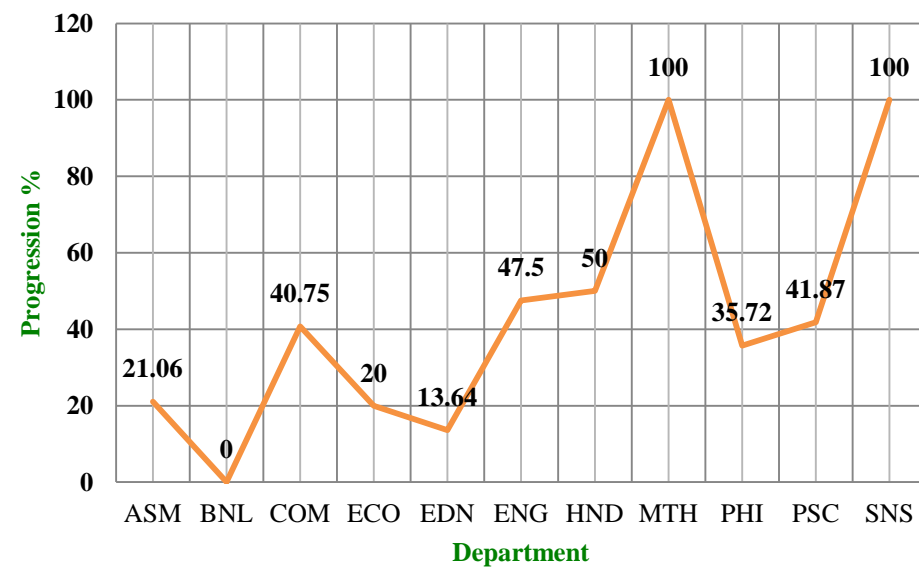
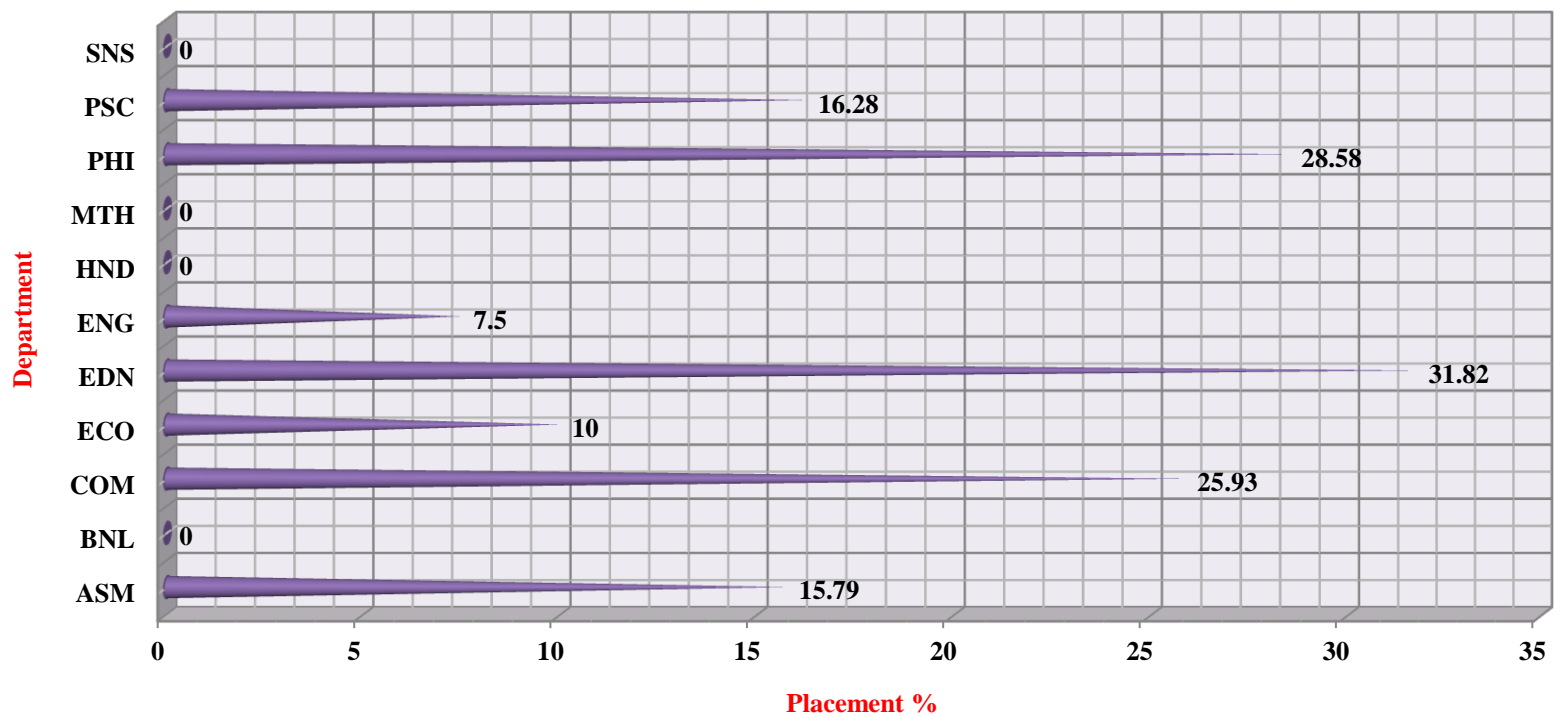


Fig. 04: Department-wise Progression Percentage



PROGRAMME OUTCOME ATTAINMENT ANALYSIS (POAA)
WOMEN'S COLLEGE, TINSUKIA
BATCH: 2020-2023

Fig. 05: Department-wise Placement Percentage



6. Observations:

6-1. DEPARTMENT: ASSAMESE

- (i) **CATEGORY-A: Drop out Percentage:** Dropout percentage of the Department is on higher side. Measures should be taken to address the issue. (Ref. Fig. No-1)
- (ii) **CATEGORY-B: Passed Percentage:** Passed Percentage of the Department is satisfactory. (Ref. Fig. No-2)
- (iii) **CATEGORY-C: Quality Graduate:** 1st Class Graduate percentage of the Department is extraordinary. (Ref. Fig. No-3)
- (iv) **CATEGORY-D: Progression Percentage:** Progression percentage is very less. Special care should be taken. (Ref. Fig. No-4)
- (v) **CATEGORY-E: Placement Percentage:** Placement percentage of the Department is good. (Ref. Fig. No-5)

6-2. DEPARTMENT: BENGALI

- (i) **CATEGORY-A: Drop out Percentage:** Dropout percentage of the Department is NIL. (Ref. Fig. No-1)
- (ii) **CATEGORY-B: Passed Percentage:** Passed Percentage of the Department is outstanding. (Ref. Fig. No-2)
- (iii) **CATEGORY-C: Quality Graduate:** 1st Class Graduate percentage of the Department is extraordinary. (Ref. Fig. No-3)
- (iv) **CATEGORY-D: Progression Percentage:** Progression percentage of the Department is NIL. Special care should be taken. (Ref. Fig. No-4)
- (v) **CATEGORY-E: Placement Percentage:** Placement percentage of the Department is NIL. (Ref. Fig. No-5)

6-3. DEPARTMENT: COMMERCE

- (i) **CATEGORY-A: Drop out Percentage:** Dropout percentage of the Department is on higher side. Measures should be taken to address the issue. (Ref. Fig. No-1)
- (ii) **CATEGORY-B: Passed Percentage:** Passed Percentage of the Department is satisfactory. (Ref. Fig. No-2)
- (iii) **CATEGORY-C: Quality Graduate:** 1st Class Graduate percentage of the Department is extraordinary. (Ref. Fig. No-3)
- (iv) **CATEGORY-D: Progression Percentage:** Progression percentage is not satisfactory. Special care should be taken. (Ref. Fig. No-4)
- (v) **CATEGORY-E: Placement Percentage:** Placement percentage of the Department is satisfactory. (Ref. Fig. No-5)

6-4. DEPARTMENT: ECONOMICS

- (i) **CATEGORY-A: Drop out Percentage:** Dropout percentage of the Department is slightly on higher side. Measures should be taken to address the issue. (Ref. Fig. No-1)
- (ii) **CATEGORY-B: Passed Percentage:** Passed Percentage of the Department is not satisfactory. It needs to be address. (Ref. Fig. No-2)

- (iii) **CATEGORY-C: Quality Graduate:** 1st Class Graduate percentage of the Department is extraordinary. (Ref. Fig. No-3)
- (iv) **CATEGORY-D: Progression Percentage:** Progression percentage is very less. Special care should be taken. (Ref. Fig. No-4)
- (v) **CATEGORY-E: Placement Percentage:** Placement percentage of the Department is good. (Ref. Fig. No-5)

6-5. DEPARTMENT: EDUCATION

- (i) **CATEGORY-A: Drop out Percentage:** Dropout percentage of the Department is slightly on higher side. Measures should be taken to address the issue. (Ref. Fig. No-1)
- (ii) **CATEGORY-B: Passed Percentage:** Passed Percentage of the Department is satisfactory. (Ref. Fig. No-2)
- (iii) **CATEGORY-C: Quality Graduate:** 1st Class Graduate percentage of the Department is extraordinary. (Ref. Fig. No-3)
- (iv) **CATEGORY-D: Progression Percentage:** Progression percentage is very less. Special care should be taken. (Ref. Fig. No-4)
- (v) **CATEGORY-E: Placement Percentage:** Placement percentage of the Department is very good. (Ref. Fig. No-5)

6-6. DEPARTMENT: ENGLISH

- (i) **CATEGORY-A: Drop out Percentage:** Dropout percentage of the Department is NIL. (Ref. Fig. No-1)
- (ii) **CATEGORY-B: Passed Percentage:** Passed Percentage of the Department is very good. (Ref. Fig. No-2)
- (iii) **CATEGORY-C: Quality Graduate:** 1st Class Graduate percentage of the Department is extraordinary. (Ref. Fig. No-3)
- (iv) **CATEGORY-D: Progression Percentage:** Progression percentage is below average. Special care should be taken. (Ref. Fig. No-4)
- (v) **CATEGORY-E: Placement Percentage:** Placement percentage of the Department is satisfactory. (Ref. Fig. No-5)

6-7. DEPARTMENT: HINDI

- (i) **CATEGORY-A: Drop out Percentage:** Dropout percentage of the Department is slightly on higher side. Measures should be taken to address the issue. (Ref. Fig. No-1)
- (ii) **CATEGORY-B: Passed Percentage:** Passed Percentage of the Department is satisfactory. (Ref. Fig. No-2)
- (iii) **CATEGORY-C: Quality Graduate:** 1st Class Graduate percentage of the Department is up to the mark. (Ref. Fig. No-3)
- (iv) **CATEGORY-D: Progression Percentage:** Progression percentage is average. Special care should be taken. (Ref. Fig. No-4)
- (v) **CATEGORY-E: Placement Percentage:** Placement percentage of the Department is NIL. (Ref. Fig. No-5)

6-8. DEPARTMENT: MATHEMATICS

- (i) **CATEGORY-A: Drop out Percentage:** Dropout percentage of the Department is NIL. (Ref. Fig. No-1)
- (ii) **CATEGORY-B: Passed Percentage:** Passed Percentage of the Department is outstanding. (Ref. Fig. No-2)
- (iii) **CATEGORY-C: Quality Graduate:** 1st Class Graduate percentage of the Department is extraordinary. (Ref. Fig. No-3)
- (iv) **CATEGORY-D: Progression Percentage:** Progression percentage is remarkable. (Ref. Fig. No-4)
- (v) **CATEGORY-E: Placement Percentage:** Placement percentage of the Department is NIL. (Ref. Fig. No-5)

6-9. DEPARTMENT: PHILOSOPHY

- (i) **CATEGORY-A: Drop out Percentage:** Dropout percentage of the Department is NIL. (Ref. Fig. No-1)
- (ii) **CATEGORY-B: Passed Percentage:** Passed Percentage of the Department is very good. (Ref. Fig. No-2)
- (iii) **CATEGORY-C: Quality Graduate:** 1st Class Graduate percentage of the Department is extraordinary. (Ref. Fig. No-3)
- (iv) **CATEGORY-D: Progression Percentage:** Progression percentage is very less. Special care should be taken. (Ref. Fig. No-4)
- (v) **CATEGORY-E: Placement Percentage:** Placement percentage of the Department is satisfactory. (Ref. Fig. No-5)

6-10. DEPARTMENT: POLITICAL SCIENCE

- (i) **CATEGORY-A: Drop out Percentage:** Dropout percentage of the Department is NIL. (Ref. Fig. No-1)
- (ii) **CATEGORY-B: Passed Percentage:** Passed Percentage of the Department is excellent. (Ref. Fig. No-2)
- (iii) **CATEGORY-C: Quality Graduate:** 1st Class Graduate percentage of the Department is extraordinary. (Ref. Fig. No-3)
- (iv) **CATEGORY-D: Progression Percentage:** Progression percentage is very less. Special care should be taken. (Ref. Fig. No-4)
- (v) **CATEGORY-E: Placement Percentage:** Placement percentage of the Department is good. (Ref. Fig. No-5)

6-11. DEPARTMENT: SANSKRIT

- (i) **CATEGORY-A: Drop out Percentage:** Dropout percentage of the Department is NIL. (Ref. Fig. No-1)
- (ii) **CATEGORY-B: Passed Percentage:** Passed Percentage of the Department is outstanding. (Ref. Fig. No-2)
- (vi) **CATEGORY-C: Quality Graduate:** 1st Class Graduate percentage of the Department is extraordinary. (Ref. Fig. No-3)
- (iii) **CATEGORY-D: Progression Percentage:** Progression percentage is remarkable. (Ref. Fig. No-4)
- (iv) **CATEGORY-E: Placement Percentage:** Placement percentage of the Department is NIL. (Ref. Fig. No-5)