


ICSI STUDY CENTRE, WOMEN'S COLLEGE, TINSUKIA
CLASS RECORDS FOR THE SESSION 3 (JULY, 2018 TO DECEMBER, 2018)


Number of classes conducted: 108

Number of Students: 03

Women's College, Tinsukia
STUDENT'S DAILY ATTENDANCE REGISTER
 For the month of July 2018.


ROLL NO.	NAME	1	2	3	4	5	6	7	8	9	10	11	12	13	14	15	16	17	18	19	20	21	22	23	24	25	26	27	28	29	30	31	TOTAL NO. WORKING DAYS	PERCENTAGE OF ATTENDANCE	REMARKS	SIGNATURE OF PROFESSOR
1.	Rohini Das	pp						pp														pp														
2.	Rani Kumari	pp						pp														pp														
3.	Rupak Dutta	pp						pp														pp														



 Co-ordinator
 ICAC
 Women's College, Tinsukia


 CO-ORDINATOR/CONVENOR
 ICSI STUDY CENTRE
 WOMEN'S COLLEGE, TINSUKIA

Women's College, Tinsukia
STUDENT'S DAILY ATTENDANCE REGISTER
 For the month of August 2018.


ROLL NO.	NAME	1	2	3	4	5	6	7	8	9	10	11	12	13	14	15	16	17	18	19	20	21	22	23	24	25	26	27	28	29	30	31	TOTAL NO. WORKING DAYS	PERCENTAGE OF ATTENDANCE	REMARKS	SIGNATURE OF PROFESSOR	
1.	Rohini Das						pp																														
2.	Rani Kumari						pp																														
3.	Rupak Dutta						pp																														



 Co-ordinator
 ICAC
 Women's College, Tinsukia


 CO-ORDINATOR/CONVENOR
 ICSI STUDY CENTRE
 WOMEN'S COLLEGE, TINSUKIA

Women's College, Tinsukia
STUDENT'S DAILY ATTENDANCE REGISTER
 For the month of September 2018.

ROLL NO.	NAME	1	2	3	4	5	6	7	8	9	10	11	12	13	14	15	16	17	18	19	20	21	22	23	24	25	26	27	28	29	30	31	TOTAL NO. WORKING DAYS	PERCENTAGE OF ATTENDANCE	REMARKS	SIGNATURE OF PROFESSOR		
1.	Rohini Das																																					
2.	Rani Kumari																																					
3.	Rupak Dutta																																					


 Co-ordinator
 ICAC
 Women's College, Tinsukia


 CO-ORDINATOR/CONVENOR
 ICSI STUDY CENTRE
 WOMEN'S COLLEGE, TINSUKIA


ICSI STUDY CENTRE, WOMEN'S COLLEGE, TINSUKIA
CLASS RECORDS FOR THE SESSION 3 (JULY, 2018 TO DECEMBER, 2018)


Number of classes conducted: 108

Number of Students: 03

ROLL NO.	NAME
1.	Rohel Das
2.	Rani Kumari
3.	Pupak Dutta


Women's College, Tinsukia		STUDENT'S DAILY ATTENDANCE REGISTER	
For the month of <u>October</u> 20 <u>18</u> .		TOTAL NO. WORKING DAYS	PERCENTAGE OF ATTENDANCE
1	2	3	4
5	6	7	8
9	10	11	12
13	14	15	16
17	18	19	20
21	22	23	24
25	26	27	28
29	30	31	



 CO-ORDINATOR / CONVENOR
 ICSI STUDY CENTRE,
 WOMEN'S COLLEGE, TINSUKIA


 Co-ordinator
 ICSAC
 Women's College, Tinsukia

ROLL NO.	NAME
1.	Rohel Das
2.	Rani Kumari
3.	Pupak Dutta


Women's College, Tinsukia		STUDENT'S DAILY ATTENDANCE REGISTER	
For the month of <u>November</u> 20 <u>18</u> .		TOTAL NO. WORKING DAYS	PERCENTAGE OF ATTENDANCE
1	2	3	4
5	6	7	8
9	10	11	12
13	14	15	16
17	18	19	20
21	22	23	24
25	26	27	28
29	30	31	



 CO-ORDINATOR / CONVENOR
 ICSI STUDY CENTRE,
 WOMEN'S COLLEGE, TINSUKIA


 Co-ordinator
 ICSAC
 Women's College, Tinsukia

ROLL NO.	NAME
1.	Rohel Das
2.	Rani Kumari
3.	Pupak Dutta

Women's College, Tinsukia		STUDENT'S DAILY ATTENDANCE REGISTER	
For the month of <u>December</u> 20 <u>18</u> .		TOTAL NO. WORKING DAYS	PERCENTAGE OF ATTENDANCE
1	2	3	4
5	6	7	8
9	10	11	12
13	14	15	16
17	18	19	20
21	22	23	24
25	26	27	28
29	30	31	


 CO-ORDINATOR / CONVENOR
 ICSI STUDY CENTRE,
 WOMEN'S COLLEGE, TINSUKIA


 Co-ordinator
 ICSAC
 Women's Co., Tinsukia