

TEACHERS' FEEDBACK ANALYSIS (2018-19)

WOMEN'S COLLEGE, TINSUKIA

Methodology:

A feedback form was created by the IQAC of the college for collection of Feedback from teachers, which was shared via Google form (multiple choice question format), and link to the same was shared through WhatsApp groups of teachers.

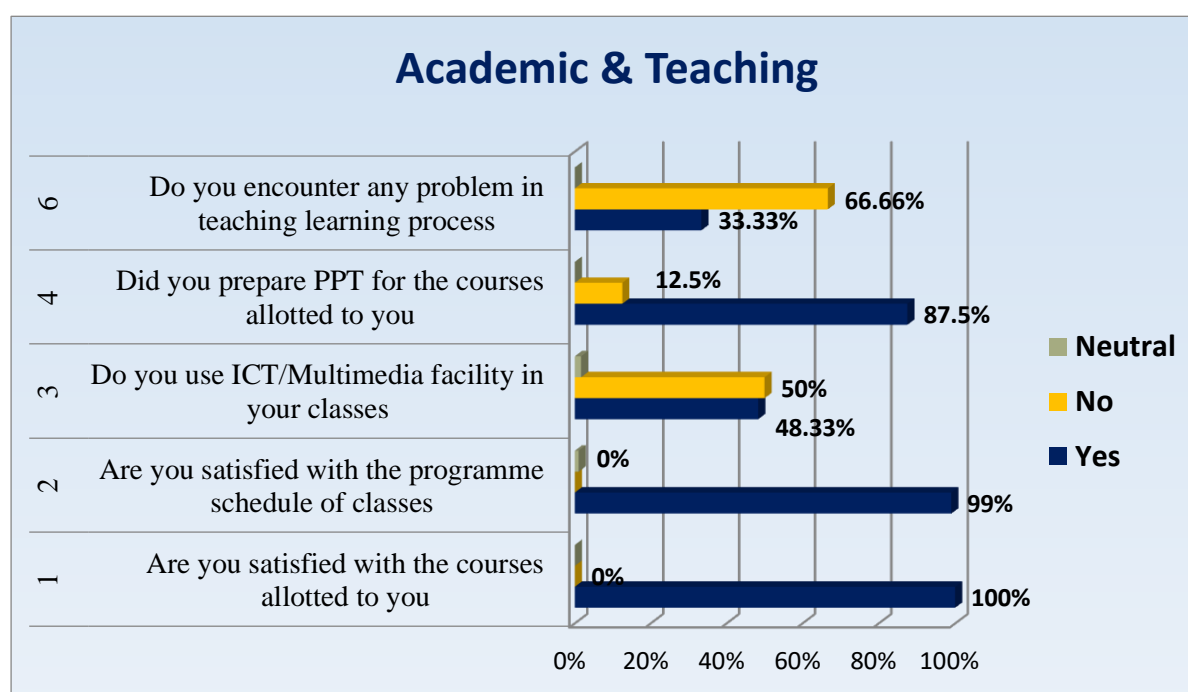
Key Focus Areas:

1. Academic & Teaching
2. Infrastructure and Learning Resources
3. Governance, Leadership and Management

ANALYSIS:

- **Academic & Teaching**

| Sl. No | Question No | Questions | Findings | | |
|--------|-------------|--|----------|--------|---------|
| | | | Yes | No | Neutral |
| 1 | 1 | Are you satisfied with the courses allotted to you? | 100% | 0% | 0% |
| 2 | 2 | Are you satisfied with the programme schedule of classes? | 99% | 0% | 1% |
| 3 | 3 | Do you use ICT/Multimedia facility in your classes | 48.33% | 50% | 1.67% |
| 4 | 4 | Did you prepare PPT for the courses allotted to you | 87.5% | 12.5% | 0% |
| 5 | 6 | Do you encounter any problem in teaching learning process? | 33.33% | 66.66% | 0% |

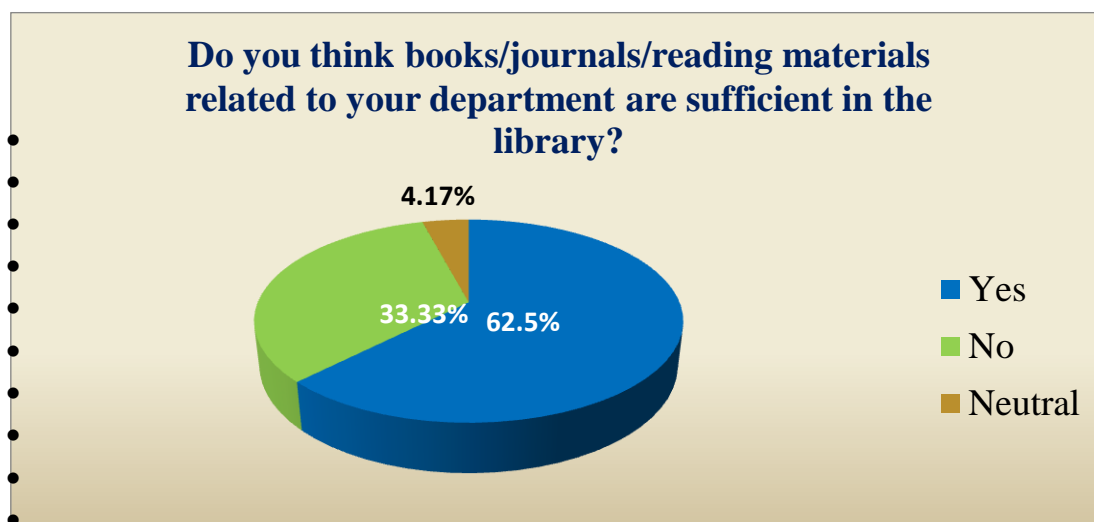


TEACHERS' FEEDBACK ANALYSIS (2018-19)

WOMEN'S COLLEGE, TINSUKIA

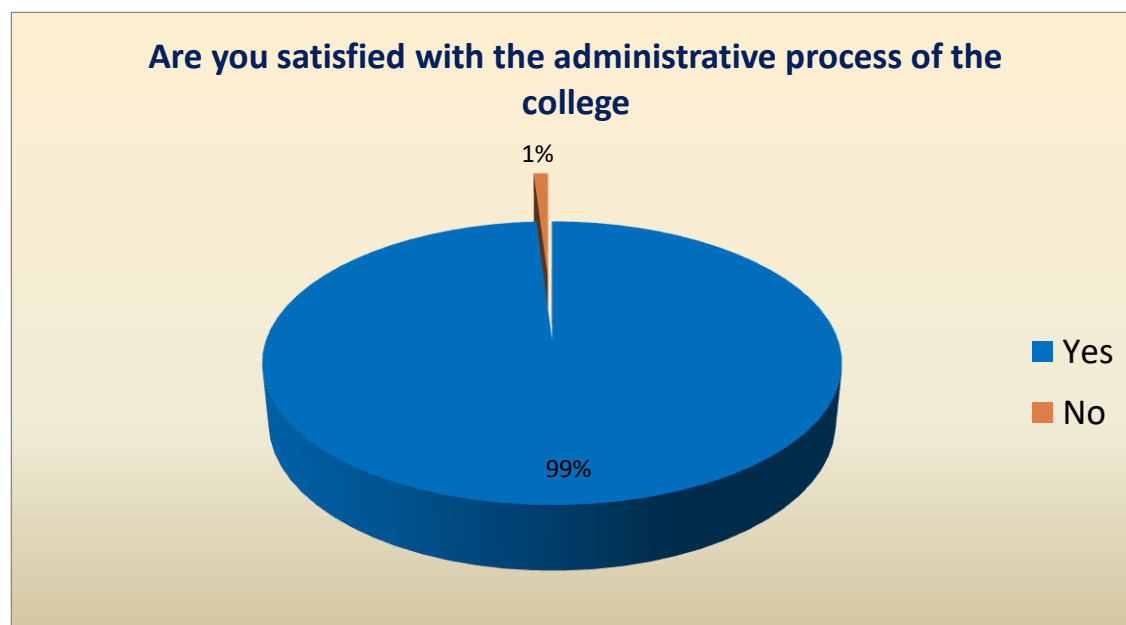
- Infrastructure and Learning Resources**

| Sl. No | Question No | Questions | Findings | | |
|--------|-------------|---|----------|--------|---------|
| | | | Yes | No | Neutral |
| 1 | 5 | Do you think books/journals/reading materials related to your department are sufficient in the library? | 62.5% | 33.33% | 4.17% |



- Governance, Leadership and Management:**

| Sl. No | Question No | Questions | Findings | | |
|--------|-------------|---|----------|----|---------|
| | | | Yes | No | Neutral |
| 1 | 7 | Are you satisfied with the administrative process of the college? | 99% | 1% | 0% |

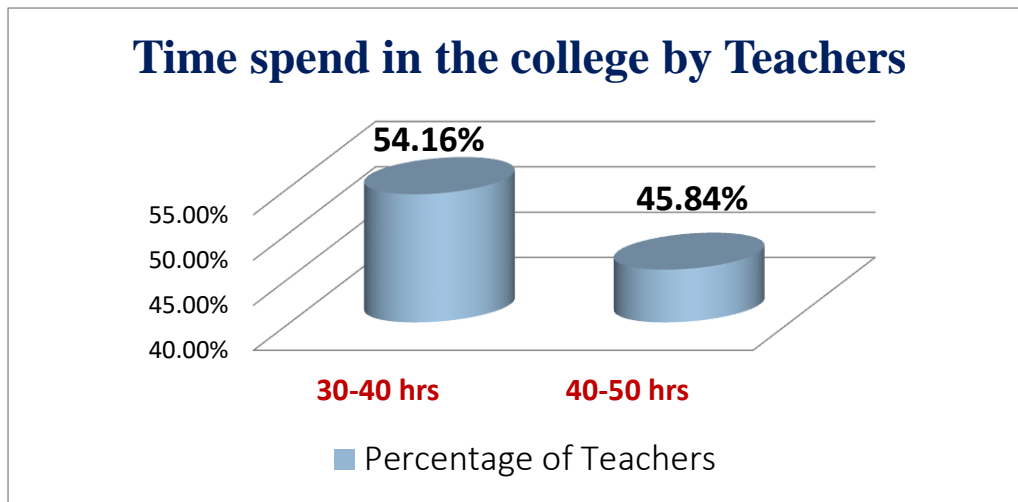


TEACHERS' FEEDBACK ANALYSIS (2018-19)

WOMEN'S COLLEGE, TINSUKIA

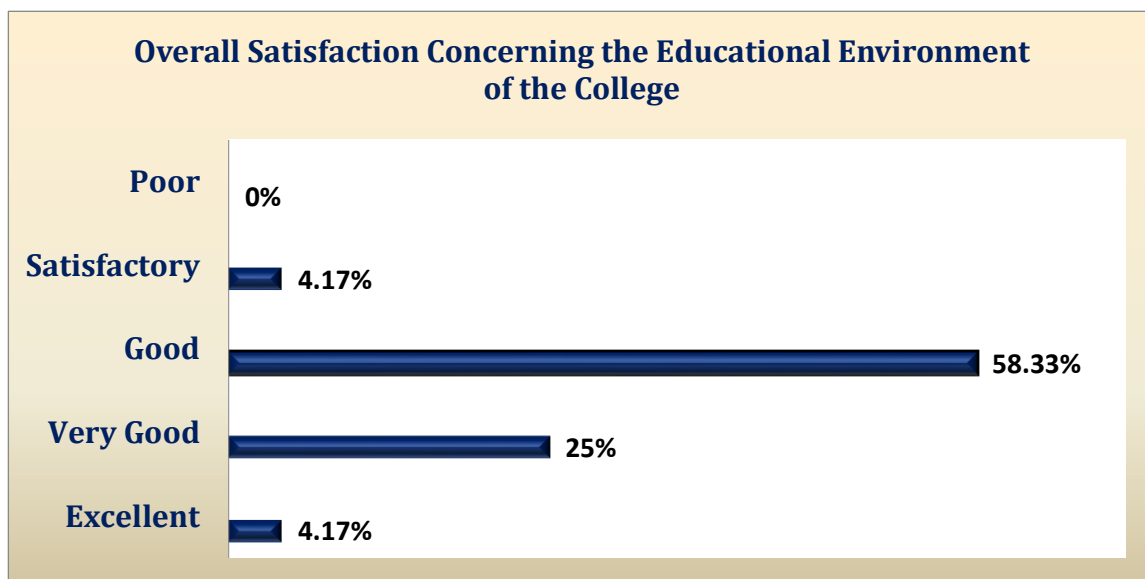
Q. No. 08: Specify the time you spend in the college.

| Findings | |
|-----------|---------------|
| Hrs/Week | % of Teachers |
| 30-40 hrs | 54.16% |
| 40-50 hrs | 45.84% |



Q. No. 09: Your overall satisfaction concerning the educational environment of the college:

| Excellent | | | Very Good | Good | Satisfactory | Poor |
|-----------|-----|-----|-----------|------|--------------|------|
| 4% | 27% | 64% | 5% | | 0% | |



[Handwritten Signature]

Principal

Women's College, Tinsukia

Principal
Women's College, Tinsukia