


ICSI STUDY CENTRE, WOMEN'S COLLEGE, TINSUKIA
CLASS RECORDS FOR THE SESSION 2 (JANUARY, 2018 TO JUNE 2018)

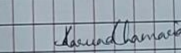
Number of classes conducted: 63

Number of Students: 10

Women's College, Tinsukia STUDENT'S DAILY ATTENDANCE REGISTER For the month of <u>January</u> 20 <u>18</u> .																														L. NO. RANKING YS	PERCENTAGE OF ATTENDANCE	RE		
ROLL NO.	NAME	1	2	3	4	5	6	7	8	9	10	11	12	13	14	15	17	18	19	20	21	22	23	24	25	26	27	28	29				30	31
1.	Baishali Das							P	P						P	P					P	P						P	P					
2.	Priiti Das							P	P						P	P					P	P						P	P					
3.	Muskan							P	P						P	P					P	P						P	P					
4.	Neha Agarwal							P	P						P	P					P	P						P	P					
5.	Rohul Das							P	P						P	P					P	P						P	P					
6.	Rani Kumari							P	P						P	P					P	P						P	P					
7.	Reema Choudhury							P	P						P	P					P	P						P	P					
8.	Rupak Dutta							P	P						P	P					P	P						P	P					
9.	Vidya							P	P						P	P					P	P						P	P					
10.	Priyanka							P	P						P	P					P	P						P	P					


 (CO-ORDINATOR/CONVENOR
 ICSI STUDY CENTRE,
 WOMEN'S COLLEGE, TINSUKIA)

Women's College, Tinsukia STUDENT'S DAILY ATTENDANCE REGISTER For the month of <u>February</u> 20 <u>18</u> .																														L. NO. RANKING YS	PERCENTAGE OF ATTENDANCE	RE		
ROLL NO.	NAME	1	2	3	4	5	6	7	8	9	10	11	12	13	14	15	17	18	19	20	21	22	23	24	25	26	27	28	29				30	31
1.	Baishali Das					A	A								A	A					A	A						A	A					
2.	Priiti Das					A	A								A	A					A	A						A	A					
3.	Muskan					A	A								A	A					A	A						A	A					
4.	Neha Agarwal					A	A								A	A					A	A						A	A					
5.	Rohul Das					P	P								P	P					P	P						P	P					
6.	Rani Kumari					P	P								P	P					P	P						P	P					
7.	Reema Choudhury					P	P								P	P					P	P						P	P					
8.	Rupak Dutta					P	P								P	P					P	P						P	P					
9.	Vidya					A	A								A	A					A	A						A	A					
10.	Priyanka					A	A								A	A					A	A						A	A					


 (CO-ORDINATOR/CONVENOR
 ICSI STUDY CENTRE,
 WOMEN'S COLLEGE, TINSUKIA)


ICSI STUDY CENTRE, WOMEN'S COLLEGE, TINSUKIA
CLASS RECORDS FOR THE SESSION 2 (JANUARY, 2018 TO JUNE 2018)


Number of classes conducted: 63

Number of Students: 10

Women's College, Tinsukia
STUDENT'S DAILY ATTENDANCE REGISTER
 For the month of March 2018.


ROLL NO.	NAME	1	2	3	4	5	6	7	8	9	10	11	12	13	14	15	16	17	18	19	20	21	22	23	24	25	26	27	28	29	30	31	NO. MARKS	PERCENTAGE OF ATTENDANCE	REMARKS
1.	Baishali Das					A																													
2.	Priiti Das					A																													
3.	Muskan					A																													
4.	Neha Agarwal					A																													
5.	Rahul Das					A																													
6.	Rani Kumari					P																													
7.	Reema Choudhury					P																													
8.	Rupak Routa					P																													
9.	Vidya					A																													
10.	Arijanka					A																													



 Iqac
 Women's College, Tinsukia


 Anuradhamani
 (CO-ORDINATOR / CONVENOR)
 ICSI STUDY CENTRE,
 WOMEN'S COLLEGE, TINSUKIA

Women's College, Tinsukia
STUDENT'S DAILY ATTENDANCE REGISTER
 For the month of April 2018.

ROLL NO.	NAME	1	2	3	4	5	6	7	8	9	10	11	12	13	14	15	16	17	18	19	20	21	22	23	24	25	26	27	28	29	30	31	NO. MARKS	PERCENTAGE OF ATTENDANCE	REMARKS
1.	Baishali Das																																		
2.	Priiti Das																																		
3.	Muskan																																		
4.	Neha Agarwal																																		
5.	Rahul Das																																		
6.	Rani Kumari																																		
7.	Reema Choudhury																																		
8.	Rupak Routa																																		
9.	Vidya																																		
10.	Arijanka																																		


 Iqac
 Women's College, Tinsukia


 Anuradhamani
 (CO-ORDINATOR / CONVENOR)
 ICSI STUDY CENTRE,
 WOMEN'S COLLEGE, TINSUKIA

ICSI STUDY CENTRE, WOMEN'S COLLEGE, TINSUKIA
CLASS RECORDS FOR THE SESSION 2 (JANUARY, 2018 TO JUNE 2018)

Number of classes conducted: 63

Number of Students: 10

ROLL NO.		NAME		Women's College, Tinsukia STUDENT'S DAILY ATTENDANCE REGISTER For the month of <u>May</u> 20 <u>18</u>																NO. MARKING'S		PERCENTAGE OF ATTENDANCE														
				1	2	3	4	5	6	7	8	9	10	11	12	13	14	15	16	17	18	19	20	21	22	23	24	25	26	27	28	29	30	31		
1.		Baishali Das							P	P						P	P						P	P						P	P					
2.		Priiti Das							P	P						P	P						P	P						P	P					
3.		Muskan							P	P						P	P						P	P						P	P					
4.		Niha Agarwal							P	P						P	P						P	P						P	P					
5.		Rahul Das							P	P						P	P						P	P						P	P					
6.		Rani Kumari							P	P						P	P						P	P						P	P					
7.		Reema Choudhury							P	P						P	P						P	P						P	P					
8.		Rupak Dutta							P	P						P	P						P	P						P	P					
9.		Vidya							P	P						P	P						P	P						P	P					
10.		Ariyanka							P	P						P	P						P	P						P	P					

Soumitra Chandra
 CO-ORDINATOR/CONVENOR
 ICSI STUDY CENTRE,
 WOMEN'S COLLEGE, TINSUKIA

ROLL NO.		NAME		Women's College, Tinsukia STUDENT'S DAILY ATTENDANCE REGISTER For the month of <u>June</u> 20 <u>18</u>																NO. MARKING'S		PERCENTAGE OF ATTENDANCE		REMARKS												
				1	2	3	4	5	6	7	8	9	10	11	12	13	14	15	16	17	18	19	20	21	22	23	24	25	26	27	28	29	30	31		
1.		Baishali Das							P	P						P	P						P	P						P	P					
2.		Priiti Das							P	P						P	P						P	P						P	P					
3.		Muskan							P	P						P	P						P	P						P	P					
4.		Niha Agarwal							P	P						P	P						P	P						P	P					
5.		Rahul Das							P	P						P	P						P	P						P	P					
6.		Rani Kumari							P	P						P	P						P	P						P	P					
7.		Reema Choudhury							P	P						P	P						P	P						P	P					
8.		Rupak Dutta							P	P						P	P						P	P						P	P					
9.		Vidya							P	P						P	P						P	P						P	P					
10.		Ariyanka							P	P						P	P						P	P						P	P					

Soumitra Chandra
 CO-ORDINATOR/CONVENOR
 ICSI STUDY CENTRE,
 WOMEN'S COLLEGE, TINSUKIA