

STUDENTS' FEEDBACK REPORT: 2020-21

WOMEN'S COLLEGE, TINSUKIA

Introduction:

Students are the foremost integral part of an academic institution. They are vital agents to monitor and measure all-around developments of a college. Considering the importance of their opinions and suggestions, Women's College Tinsukia framed a questionnaire based on the Teaching-learning environment, Curriculum, infrastructure, Student Support and Progression, and generated a comprehensive report based on their responses. The responses obtained have been critically analysed and interpreted in the report as presented below.

Objectives:

1. To provide students a platform to share their opinions & perceptions in relation to teaching-learning process and to suggest improvement areas.
2. To provide the students a forum for healthy interaction with the administration regarding the weaker areas of learning environment.
3. To make the students critical thinkers
4. To give students a sense of belongingness.
5. Continual improvement of the College Infrastructure, Staff and Supporting Services.

Focus Area:

1. Academic & Teaching
2. Infrastructure and Learning Resources
3. Governance, Leadership and Management
4. Assessment of Faculties & Institution

Feedback Mechanism:

1. Collection of Feedback
2. Interpretation & analysis
3. Action taken (remedial steps, approval in the G. B. etc.)
4. Display in the college Website

Interpretation & Analysis of Feedback for the Session 2020-21

Total Students Strength: 959

Number of students participated: 669

****Note:** Response was not up to the mark due to COVID-19 induced adverse situations.

1. **Methodology:** A standard feedback form has been created by the IQAC of the college. The survey has been conducted online, using "Google form" (multiple choice question format) and the said link has been shared through WhatsApp groups among the participants.

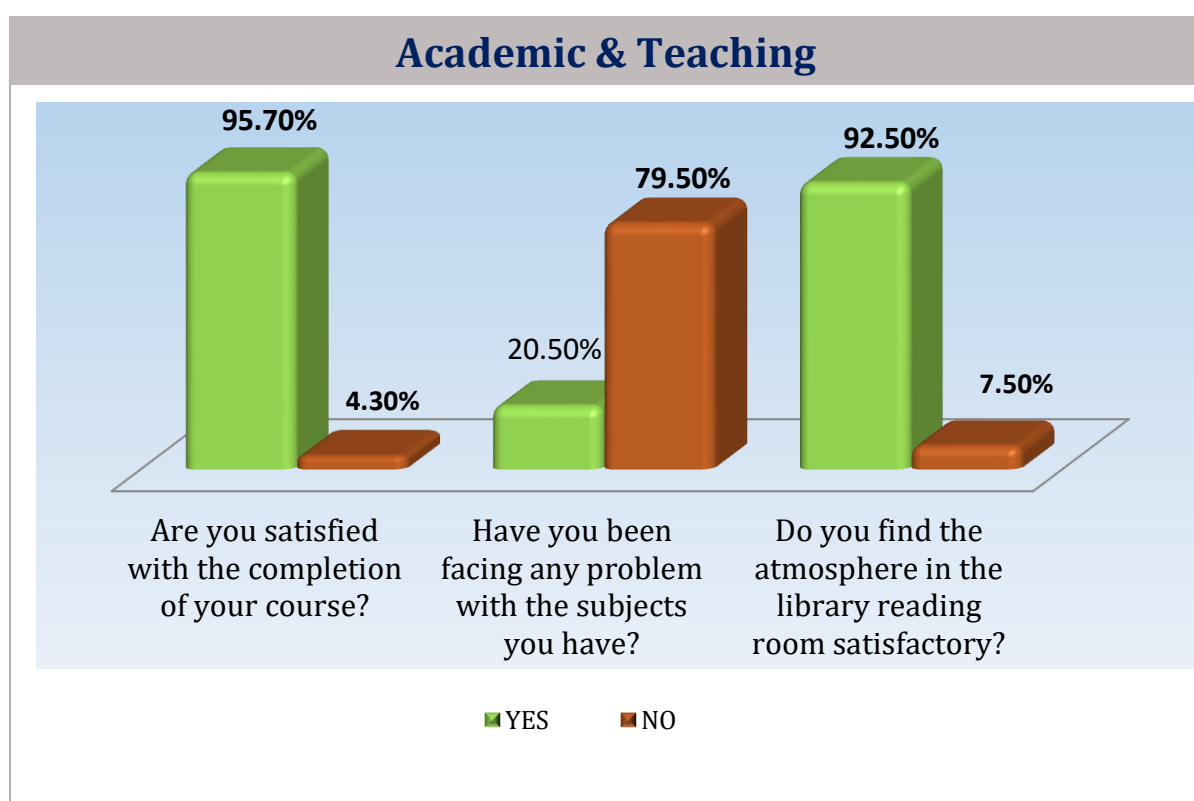
STUDENTS' FEEDBACK REPORT: 2020-21

WOMEN'S COLLEGE, TINSUKIA

Analysis:

- Academic & Teaching**

Sl. No	Question No	Questions	Findings
1	1	Are you satisfied with the completion of your course?	Yes –640[95.7%] No –29[4.3%]
2	2	Have you been facing any problem with the subjects you have?	Yes –137[20.5%] No – 532 [79.5 %]
3	8	Do you find the atmosphere in the library reading room satisfactory ?	Yes –619 [92.5%] No – 50 [7.5%]



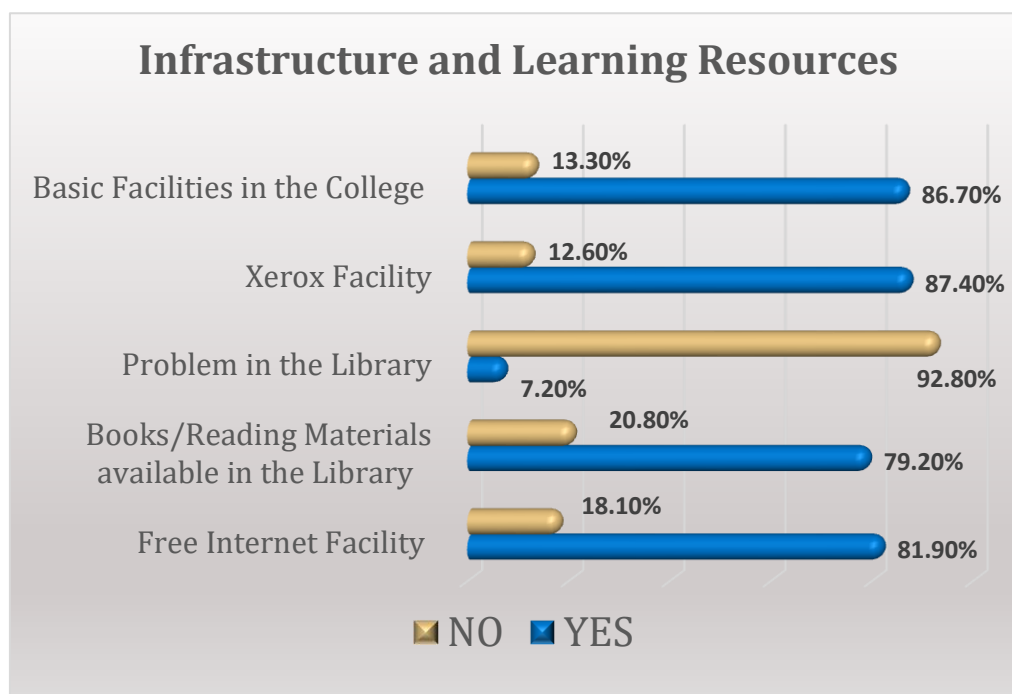
- Infrastructure and Learning Resources**

Sl. No	Question No	Questions	Findings
1	3	Could you avail the free internet facility in the Library/Computer Lab/Internet?	Yes –548 [81.9%] No – 121 [18.1%]
2	7	Do you think books/reading materials available in the library are sufficient for?	Yes –530 [79.2%] No – 139 [20.8%]
3	9	Do you face any problem in the library ?	Yes –48 [7.2%] No –621 [92.8%]

STUDENTS' FEEDBACK REPORT: 2020-21

WOMEN'S COLLEGE, TINSUKIA

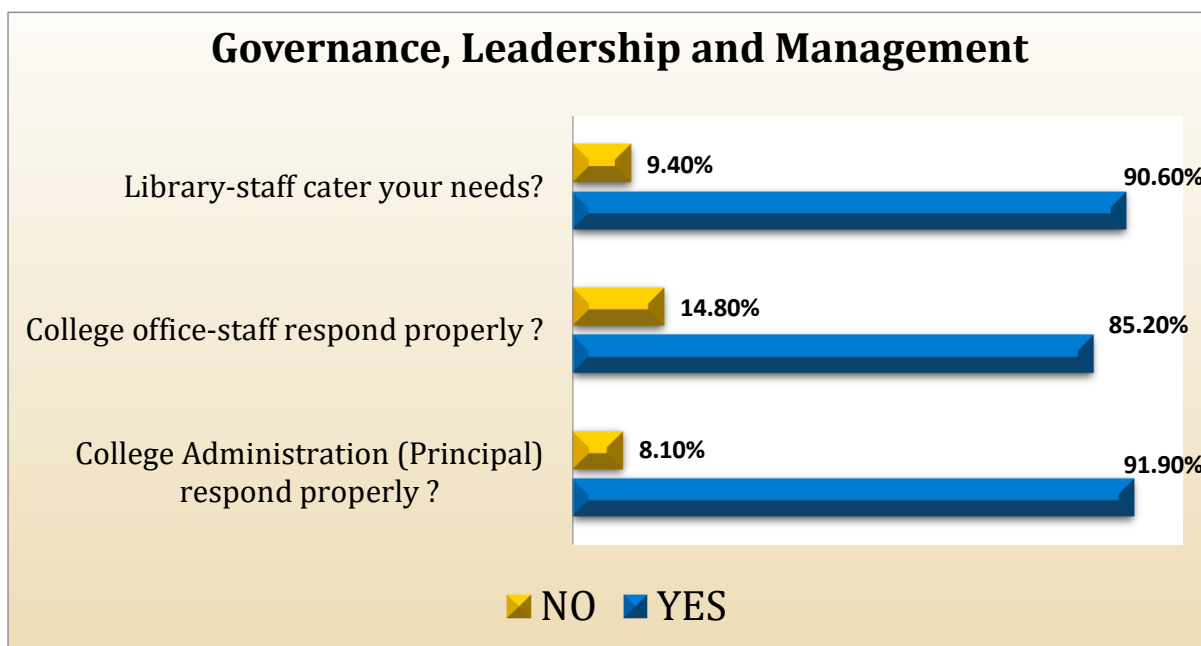
4	10	Do you avail the Xerox facility in the college?	Yes –585 [87.4%] No – 84 [12.6%]
5	11	Are you satisfied with the basic facilities in the college such as classroom /drinking water/toilets/electricity etc.?	Yes –580 [86.7%] No – 89 [13.3%]



- **Governance, Leadership and Management:**

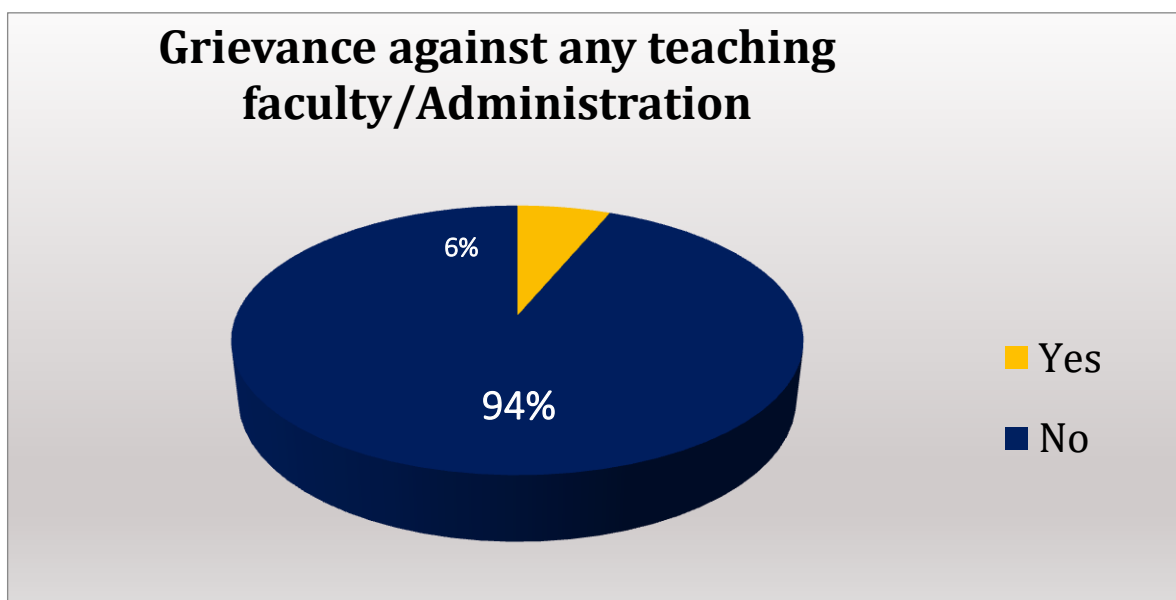
Sl. No	Question No	Questions	Findings
1	4	Does the College administration (Principal) respond properly to your needs?	Yes –615 [91.9%] No -54[8.1%]
2	5	Does the College office-staff respond properly to your needs?	Yes –570 [85.2%] No –99 [14.8%]
3	6	Does the library-staff always cater your needs ?	Yes –606 [90.6%] No -63 [9.4%]

STUDENTS' FEEDBACK REPORT: 2020-21 WOMEN'S COLLEGE, TINSUKIA



Q. No. 12: Do you have any grievance against any teaching faculty/Administration?

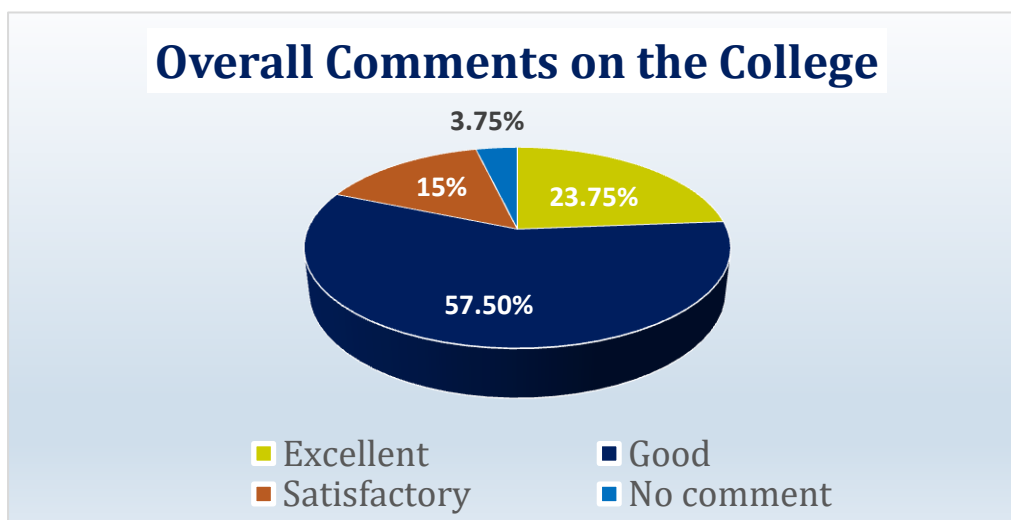
Yes	No
6.1%	93.9 %



Q. No. 13: Your overall comments& suggestions, if any:

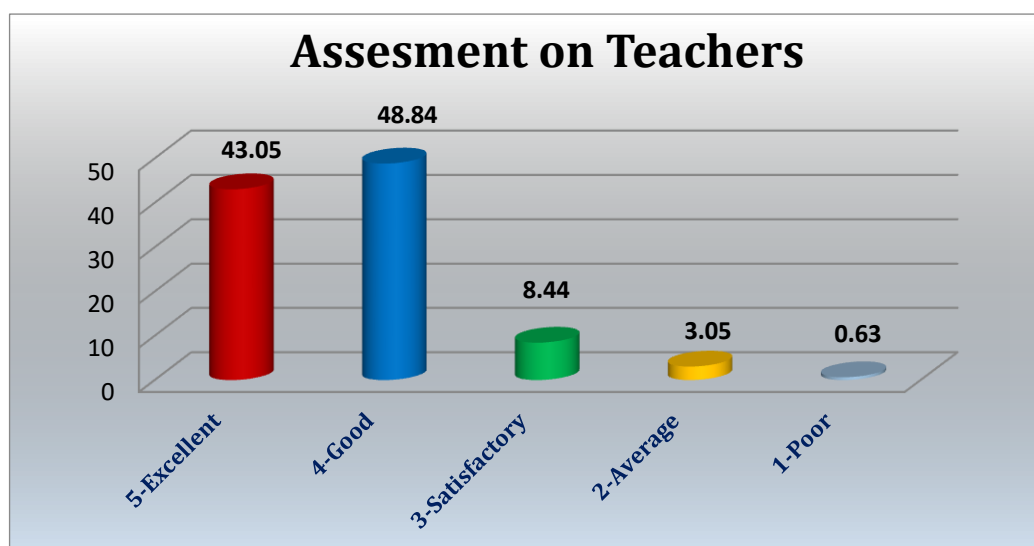
Excellent	Good	Satisfactory	No comment
23.75%	57.5 %	15 %	3.75 %

STUDENTS' FEEDBACK REPORT: 2020-21 WOMEN'S COLLEGE, TINSUKIA



Q. No. 14: Your assessment (grading) on the teachers (on a scale of five).

5-Excellent %	4-Good %	3-Satisfactory %	2-Average %	1-Poor %
43.05	49.84	8.44	3.05	0.63

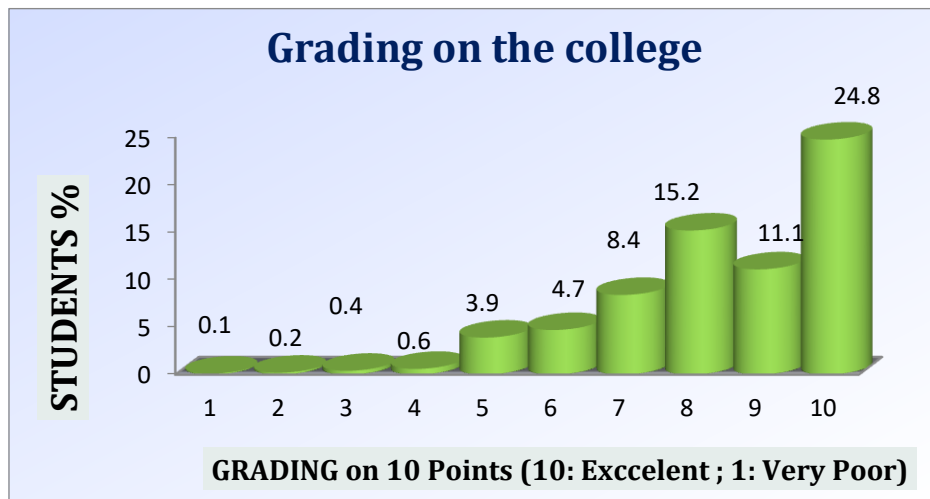


Q. No. 15.: Your assessment (grading) on the college (on a scale of ten).

Grading Scheme	10	9	8	7	6	5	4	3	2	1
%	24.8	11.1	15.2	8.4	4.7	3.9	0.6	0.4	0.2	0.1

STUDENTS' FEEDBACK REPORT: 2020-21

WOMEN'S COLLEGE, TINSUKIA



Principal

Women's College, Tinsukia
Principal
Women's College, Tinsukia