

STUDENTS' FEEDBACK REPORT: 2018-19

WOMEN'S COLLEGE, TINSUKIA

Introduction:

Students are the foremost integral part of an academic institution. They are vital agents to monitor and measure all-around developments of a college. Considering the importance of their opinions and suggestions, Women's College Tinsukia framed a questionnaire based on the Teaching-learning environment, Curriculum, infrastructure, Student Support and Progression, and generated a comprehensive report based on their responses. The responses obtained have been critically analysed and interpreted in the report as presented below.

Objectives:

1. To provide students a platform to share their opinions & perceptions in relation to teaching-learning process and to suggest improvement areas.
2. To provide the students a forum for healthy interaction with the administration regarding the weaker areas of learning environment.
3. To make the students critical thinkers
4. To give students a sense of belongingness.
5. Continual improvement of the College Infrastructure, Staff and Supporting Services.

Focus Area:

1. Academic & Teaching
2. Infrastructure and Learning Resources
3. Governance, Leadership and Management
4. Assessment of Faculties & Institution

Feedback Mechanism:

1. Collection of Feedback
2. Interpretation & analysis
3. Action taken (remedial steps, approval in the G. B. etc.)
4. Display in the college Website

Interpretation & Analysis of Feedback for the Session 2018-19

Total Students Strength: 1037

Number of students participated: 913

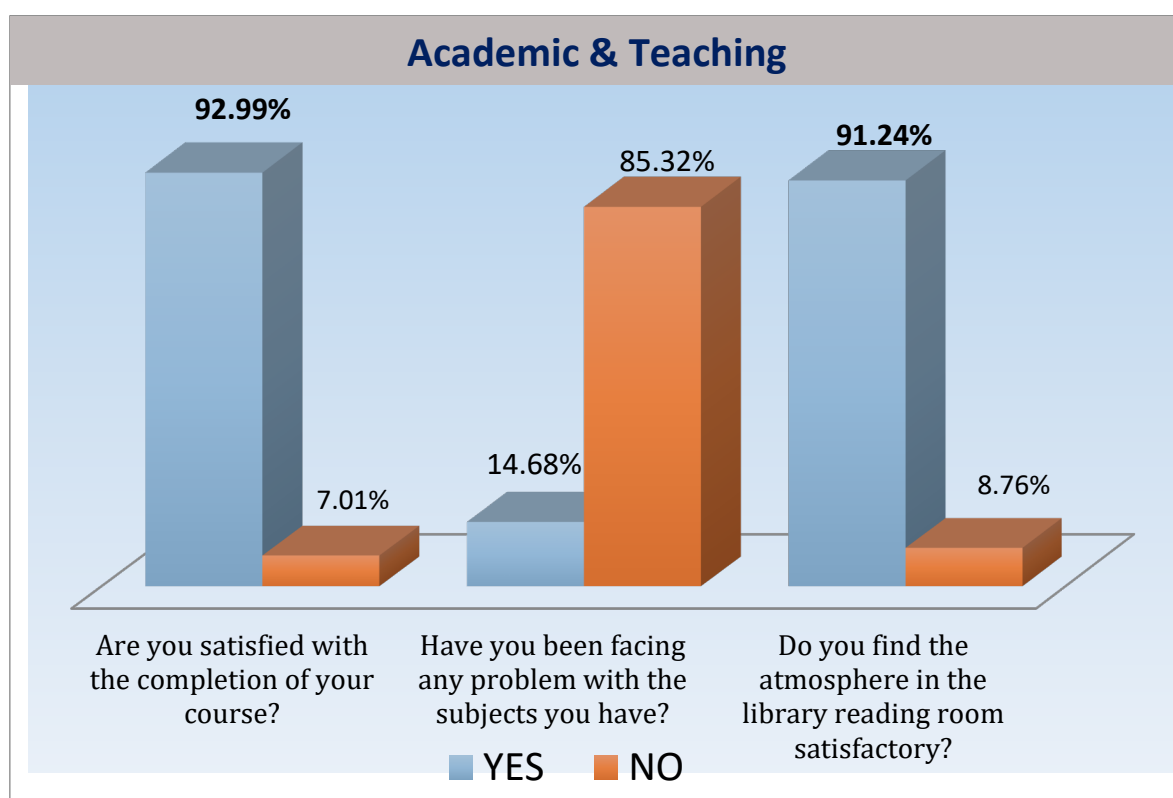
Methodology: A standard feedback form has been created by the IQAC of the college. The survey has been conducted using a self-devised Computer Program (multiple choice question format). All participating students were encouraged to submit their feedbacks in our computer laboratories.

STUDENTS' FEEDBACK REPORT: 2018-19 WOMEN'S COLLEGE, TINSUKIA

Analysis:

- Academic & Teaching**

Q. No.	Questions	Findings
1	Are you satisfied with the completion of your course?	Yes – 849 [92.99%] No – 64 [7.01%]
2	Have you been facing any problem with the subjects you have?	Yes – 134 [14.68%] No – 779 [85.32%]
8	Do you find the atmosphere in the library reading room satisfactory ?	Yes – 833 [91.24%] No – 80 [8.76%]

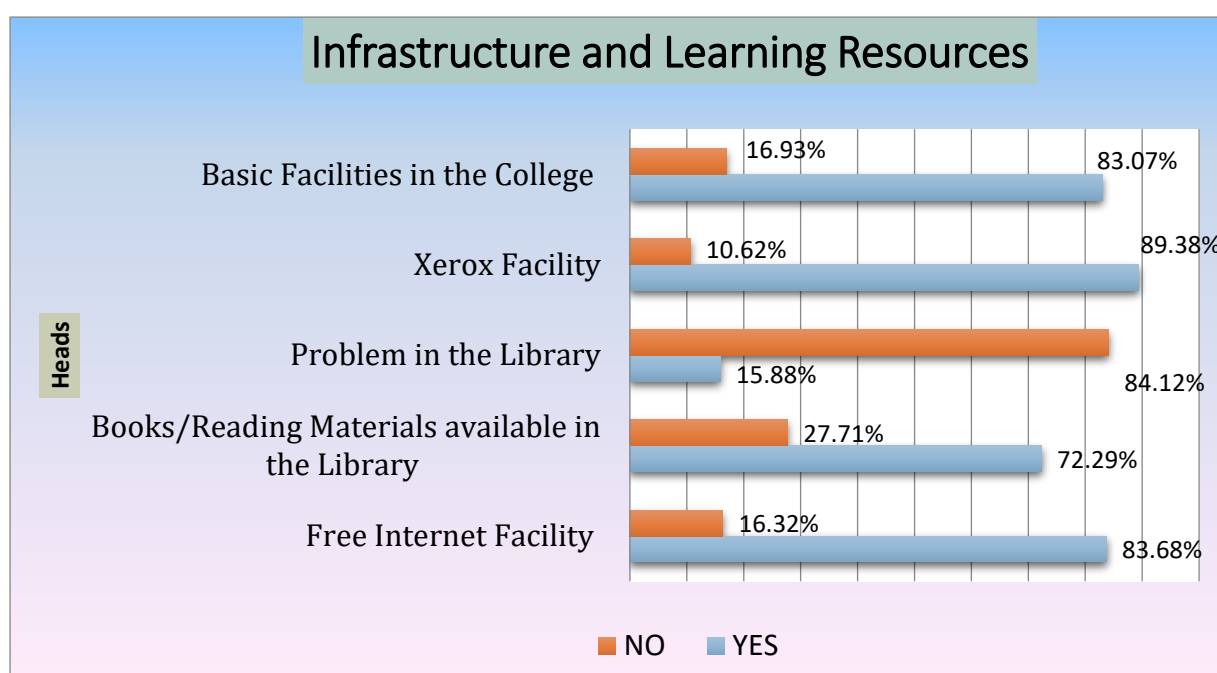


- Infrastructure and Learning Resources**

Sl. No	Question No	Questions	Findings
1	3	Could you avail the free internet facility in the Library/Computer Lab/Internet?	Yes – 764 [83.68%] No – 149 [16.32%]
2	7	Do you think books/reading materials available in the library are sufficient for?	Yes – 660 [72.29%] No – 253 [27.71%]

STUDENTS' FEEDBACK REPORT: 2018-19 WOMEN'S COLLEGE, TINSUKIA

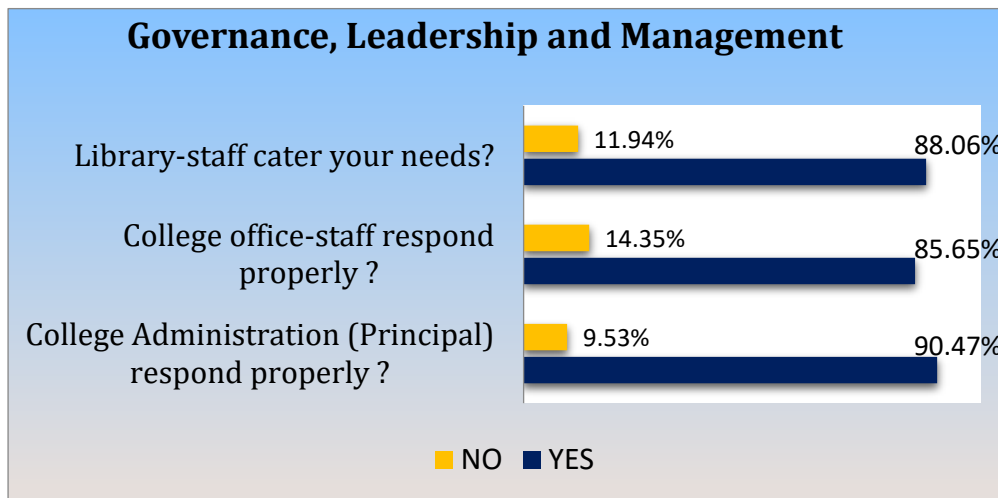
3	9	Do you face any problem in the library ?	Yes – 145 [15.88%] No –768 [84.12%]
4	10	Do you avail the Xerox facility in the college?	Yes – 816 [89.38%] No – 97 [10.62%]
5	11	Are you satisfied with the basic facilities in the college such as classroom /drinking water/toilets/electricity etc.?	Yes –83.07% No –16.93%



- Governance, Leadership and Management:**

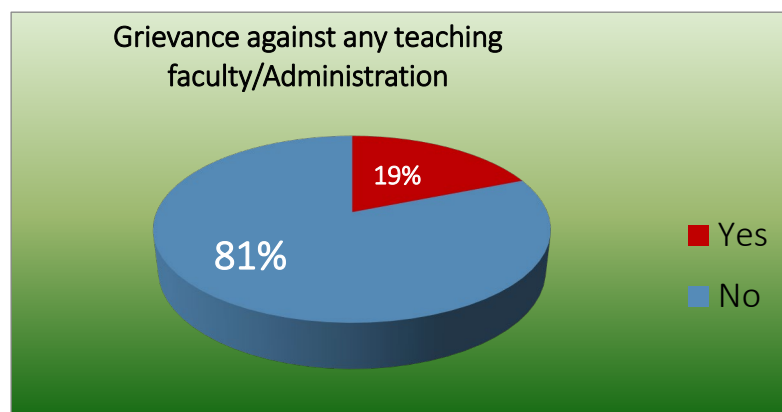
Sl. No	Question No	Questions	Findings
1	4	Does the College administration (Principal) respond properly to your needs?	Yes – 826 [90.47%] No - 87 [9.53%]
2	5	Does the College office-staff respond properly to your needs?	Yes – 782 [85.65%] No – 131 [14.35%]
3	6	Does the library-staff always cater your needs?	Yes – 804 [88.06%] No - 109 [11.94%]

STUDENTS' FEEDBACK REPORT: 2018-19 WOMEN'S COLLEGE, TINSUKIA



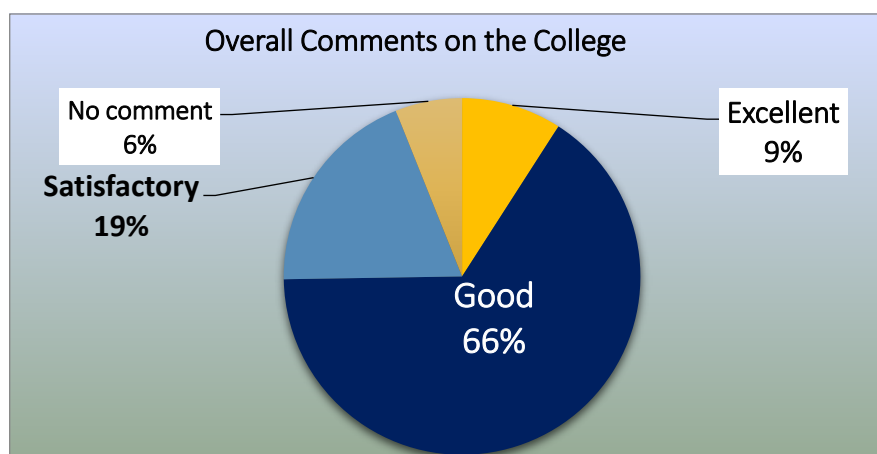
12. Do you have any grievance against any teaching faculty/Administration?

Yes	No
18.95%	81.05%



Q. No. 13: Your overall comments on the college & suggestions, if any:

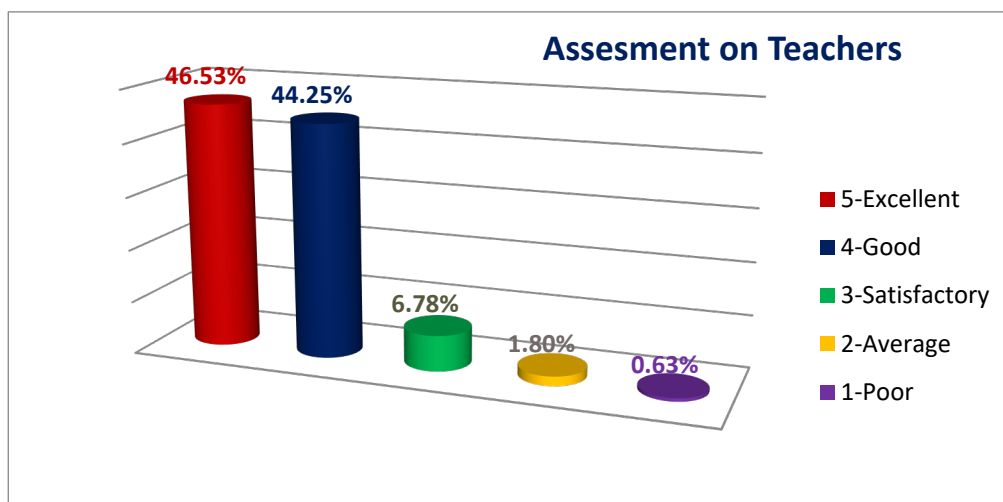
Excellent	Good	Satisfactory	No comment
9.09 %	65.65 %	19.19 %	6.06 %



STUDENTS' FEEDBACK REPORT: 2018-19 WOMEN'S COLLEGE, TINSUKIA

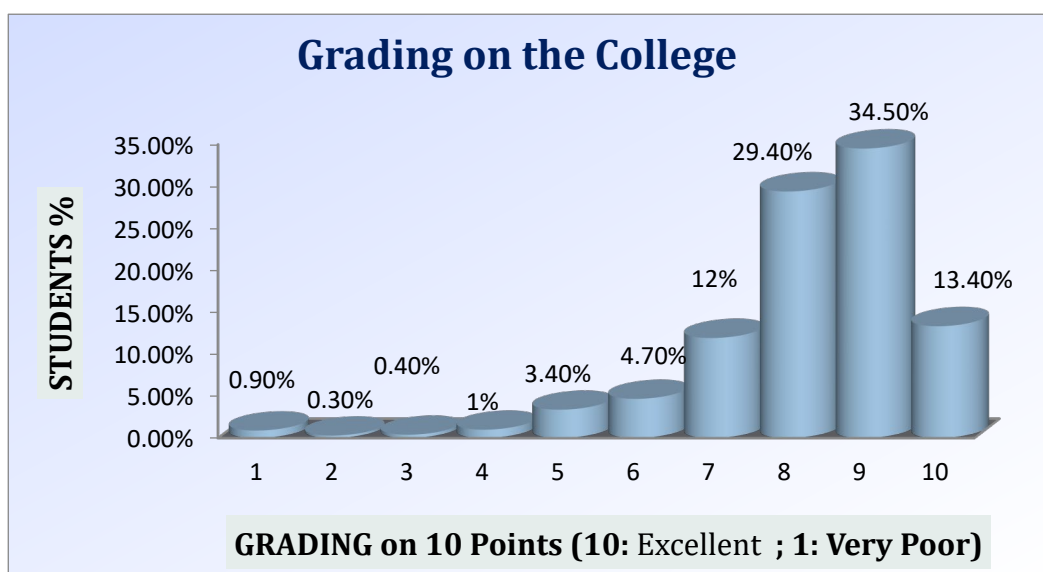
Q. No. 14: Your assessment (grading) on the teachers (on a scale of five).

5-Excellent %	4-Good %	3-Satisfactory %	2-Average %	1-Poor %
46.53	44.25	6.78	1.8	0.63



Q. No. 15: Your assessment (grading) on the college (on a scale of ten).

Grading Scheme	10	9	8	7	6	5	4	3	2	1
%	13.4	34.5	29.4	12.0	4.7	3.4	1.0	0.4	0.3	0.9



[Signature]
Principal

Women's College, Tinsukia
Principal
Women's College, Tinsukia