

# STUDENTS' FEEDBACK REPORT: 2017-18

## WOMEN'S COLLEGE, TINSUKIA

### **Introduction:**

Students are the foremost integral part of an academic institution. They are vital agents to monitor and measure all-around developments of a college. Considering the importance of their opinions and suggestions, Women's College Tinsukia framed a questionnaire based on the Teaching-learning environment, Curriculum, infrastructure, Student Support and Progression, and generated a comprehensive report based on their responses. The responses obtained have been critically analysed and interpreted in the report as presented below.

### **Objectives:**

1. To provide students a platform to share their opinions & perceptions in relation to teaching-learning process and to suggest improvement areas.
2. To provide the students a forum for healthy interaction with the administration regarding the weaker areas of learning environment.
3. To make the students critical thinkers
4. To give students a sense of belongingness.
5. Continual improvement of the College Infrastructure, Staff and Supporting Services.

### **Focus Area:**

1. Academic & Teaching
2. Infrastructure and Learning Resources
3. Governance, Leadership and Management
4. Assessment of Faculties & Institution

### **Feedback Mechanism:**

1. Collection of Feedback
2. Interpretation & analysis
3. Action taken (remedial steps, approval in the G. B. etc.)
4. Display in the college Website

## **Analysis of Feedback for the Session 2017-18**

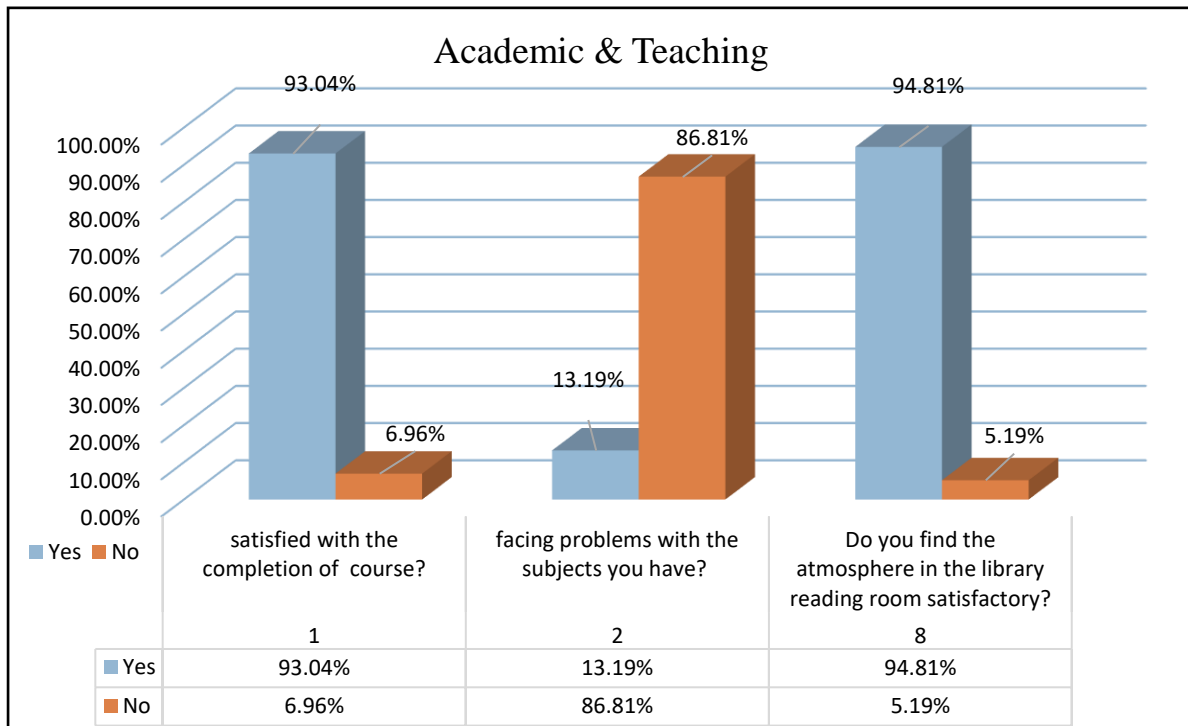
1. **Total Students Strength in the college: 1027**
2. **Number of students participated in the process: 963**
3. **Methodology:** A standard feedback form has been created by the IQAC of the college. The survey has been conducted using a self-devised Computer Program (multiple choice question format). All participating students were encouraged to submit their feedbacks in our computer laboratories.
4. **Analysis:**

# STUDENTS' FEEDBACK REPORT: 2017-18

## WOMEN'S COLLEGE, TINSUKIA

- Academic & Teaching**

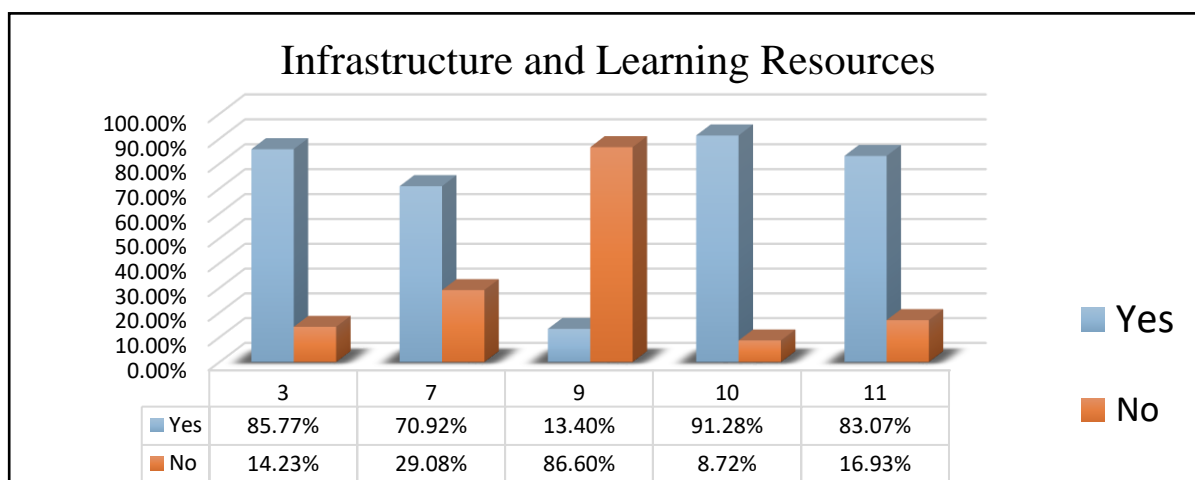
Sl. No	Question No	Questions	Findings
1	1	Are you <b>satisfied</b> with the completion of your course?	<b>Yes –93.04%</b> No –6.96%
2	2	Have you been <b>facing any problem</b> with the subjects you have?	Yes – 13.19% <b>No – 86.81%</b>
3	8	Do you find the atmosphere in the library reading room <b>satisfactory</b> ?	<b>Yes 94.81%</b> No – 5.19%



## STUDENTS' FEEDBACK REPORT: 2017-18 WOMEN'S COLLEGE, TINSUKIA

### • Infrastructure and Learning Resources

Sl. No	Question No	Questions	Findings
1	3	Could you avail the <b>free internet facility</b> in the Library/Computer Lab/Internet?	<b>Yes – 85.77%</b> No – 14.23%
2	7	Do you think <b>books/reading materials available in the library</b> are sufficient for?	<b>Yes-70.92%</b> No-29.08%
3	9	Do you face any <b>problem in the library</b> ?	Yes – 13.40% <b>No – 86.60%</b>
4	10	Do you avail the Xerox facility in the college?	Yes – 91.28% No – 8.72%
5	11	Are you satisfied with the basic facilities in the college such as classroom /drinking water/toilets/electricity etc.?	Yes –83.07% No –16.93%

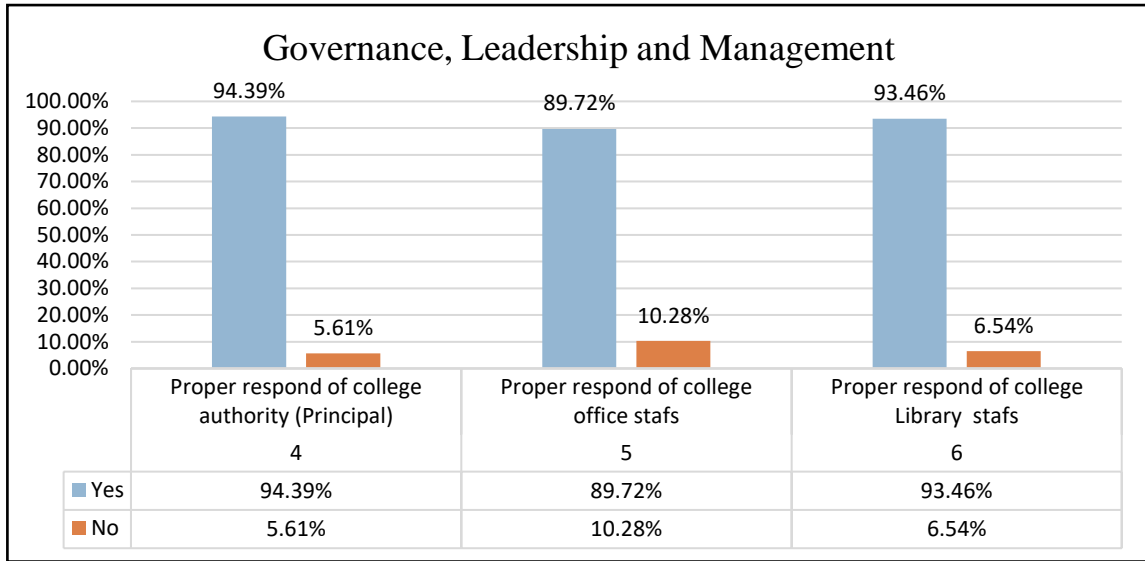


### • Governance, Leadership and Management:

Sl. No	Question No	Questions	Findings
1	4	Does the College administration ( <b>Principal</b> ) <b>respond properly</b> to your needs?	<b>Yes –94.39%</b> No - 5.61%
2	5	Does the College <b>office-staff</b> <b>respond</b> properly to your needs?	<b>Yes – 89.72%</b> No – 10.28%
3	6	Does the <b>library-staff</b> always <b>cater your needs</b> ?	<b>Yes – 93.46%</b> No - 6.54%

# STUDENTS' FEEDBACK REPORT: 2017-18

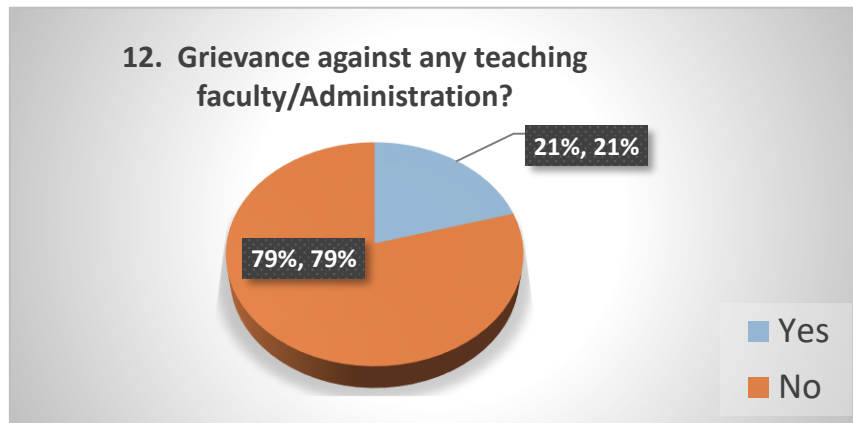
## WOMEN'S COLLEGE, TINSUKIA



**Q. No. 12: Do you have any grievance against any teaching faculty/Administration?**

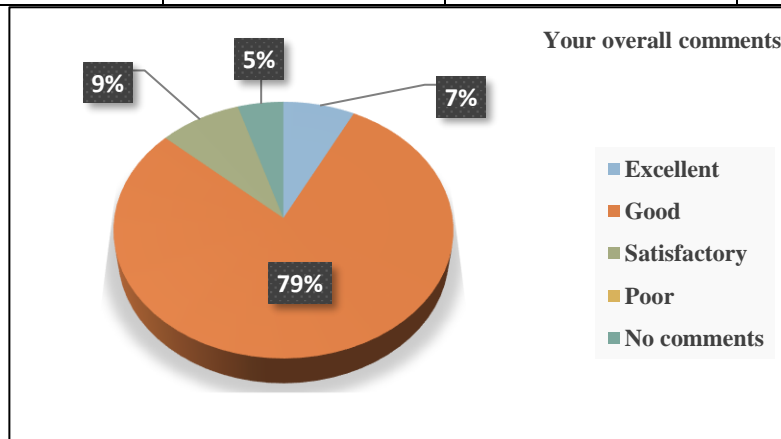
**Yes –20.56%**

**No –79.44%**



**Q. No. 13: Your overall comments& suggestions, if any:**

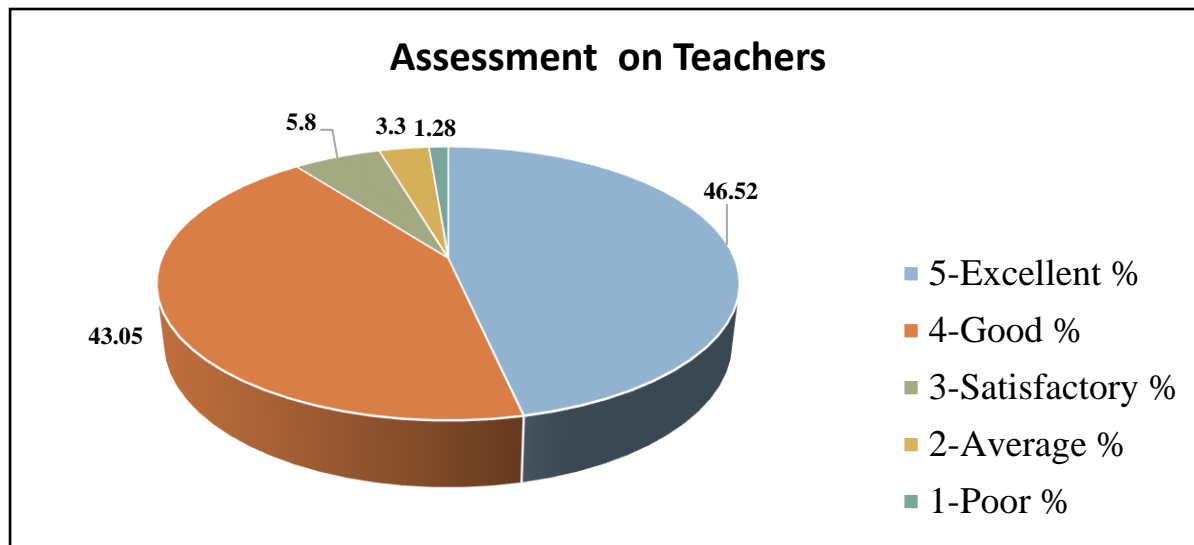
Excellent	Good	Satisfactory	No comment
7.47%	79.2%	8.57%	4.76%



## STUDENTS' FEEDBACK REPORT: 2017-18 WOMEN'S COLLEGE, TINSUKIA

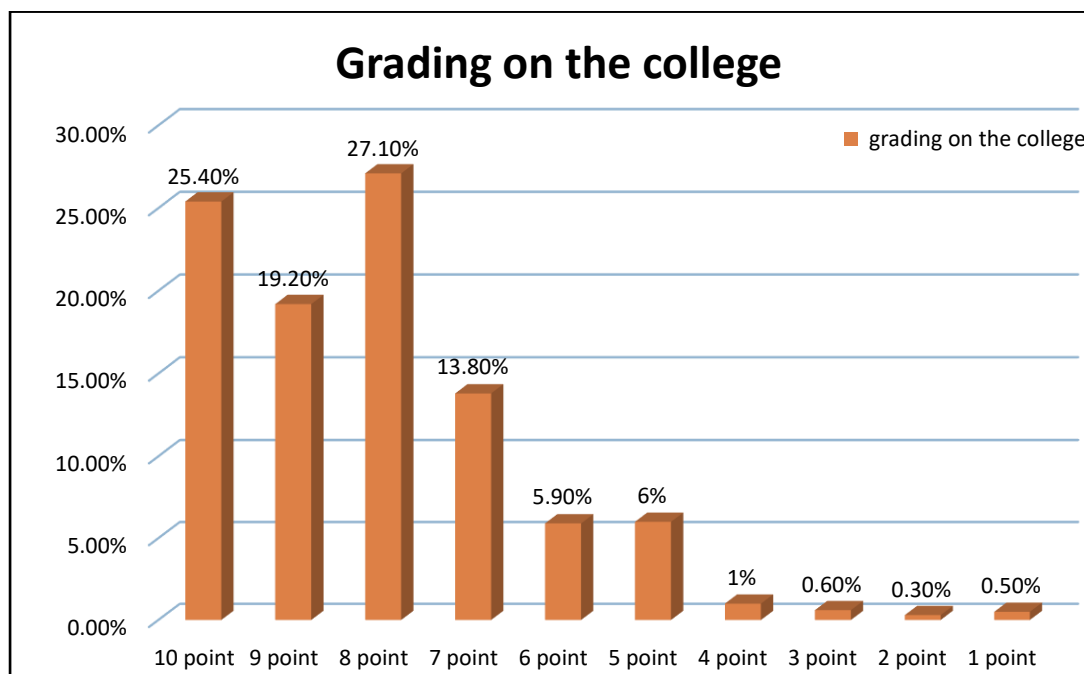
**Q. No. 14: Your assessment (grading) on the teachers (on a scale of five).**


5-Excellent %	4-Good %	3-Satisfactory %	2-Average %	1-Poor %
46.52	43.05	5.8	3.3	1.28



**Q. No. 15: Your assessment (grading) on the college (on a scale of ten).**

Grading Scheme	10	9	8	7	6	5	4	3	2	1
%	25.4	19.2	27.1	13.8	5.9	6.0	1.0	0.6	0.3	0.5



  
 Principal  
 Women's College, Tinsukia  
 Principal  
 Women's College, Tinsukia